

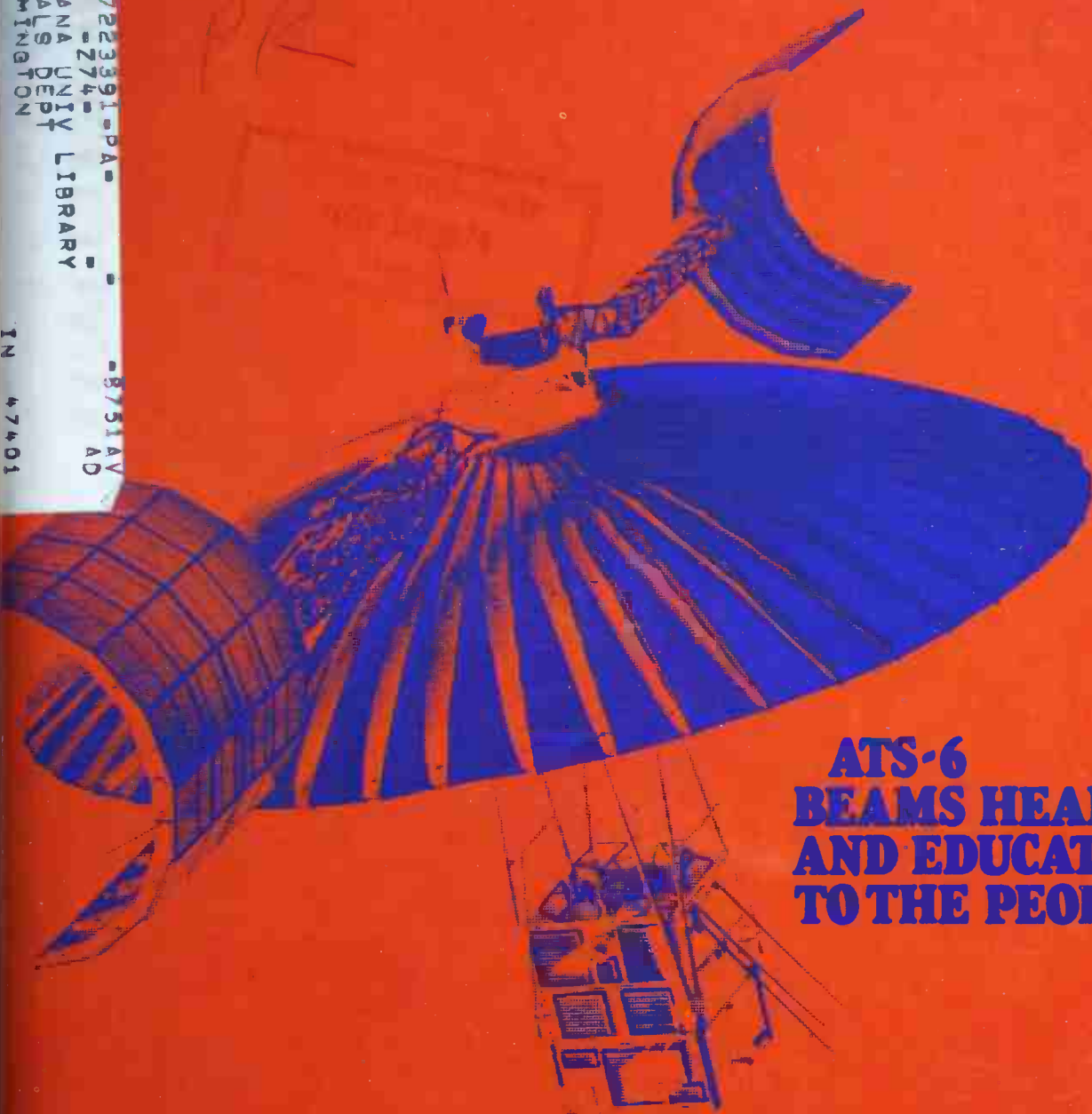
NOVEMBER 1974

BME

BROADCAST MANAGEMENT/ENGINEERING

UNIVERSITY OF MICHIGAN
SERIALS ACQUISITION
DEPT. OF LIBRARY SERVICES
ANN ARBOR, MI 48106
-8751AV
AD

IN 47401



**ATS-6
BEAMS HEALTH
AND EDUCATION
TO THE PEOPLE.**




The Quality Network

Te

(bottom).

Model 4503 Precision
Model 4504 Synchronizer
Model 4501 Precision
Model 3706 Sideband



A REMINDER.

You can run video through cable lengths of up to 25,000 feet with DYN AIR's equalizers.

That's right. You can run video up to *five miles* with DYN AIR equalizing equipment . . . and you can do it inexpensively and be assured of precise signal restoration.

Let's talk dollars: \$495 will give you a flat signal at the end of 4000 feet of RG-11/U, with 55 dB of common mode rejection; an additional \$290 will let you run balanced cable, which will eliminate induced hum. For under \$3600 you can run video with a bandwidth of 16 MHz up to *two miles*. Or with another of our systems, you can transmit broadcast (5 MHz) video up to *five miles* through balanced cable, without repeaters, for about \$5000.

Many options are available, with the system price dependent upon whether it's balanced or unbalanced, the distance of the run, and the required bandwidth. And it's compatible with all color standards.

It's easy to adjust in the field too. Just drop a multiburst signal on the input end of the cable and, while observing the waveform on the output end, add the necessary equalization — with convenient front-panel controls — to restore the signal to its original flat condition.

And it's all done with standard, off-the-shelf equipment. No long delivery delays . . . no added engineering costs or one-time production costs. Field-proven standard products which are easily combined to satisfy almost any equalization requirement to 25,000 feet.

If you don't have a copy of "Video Transmission Techniques", you would be wise to write for one. It's free from DYN AIR, and its 70 jam-packed pages will tell you a lot about how to handle long video runs and what DYN AIR equalizers can do for you.

(Prices are budgetary and do not include cabling.)

Circle 104 on Reader Service Card

www.americanradiohistory.com



DYN AIR ELECTRONICS, INC.
6360 FEDERAL BLVD. SAN DIEGO, CALIF. 92114
TELEPHONE: 714-582-9211





The ATS-6 Satellite launched in May is now being used for a variety of educational and health demonstrations. See article page 30.

**BROADBAND
INFORMATION SERVICES, INC.**
274 Madison Ave.
New York, N.Y. 10016
212-685-5320

Editor
James A. Lippke
Associate Editor
Robin Lanier
Washington Editor
M.L. Hollowell
Contributing Editor
Robert Wollins
Assistant Editor
Djuna Zellmer
Art Director
Gus Sauter
Production Manager
Helen Horan
FCC Counsel
**Pittman Lovett Ford
and Hennessey**
Publisher
Charles C. Lenz Jr.

NOVEMBER 1974/VOLUME 10/NUMBER 11

- 6 Broadcast Industry News**
ABC buys 13 frame sync units

- 20 FCC Rules & Regulations**
"Fairness Doctrine: 1974" Part II

- 30 Interactive Satellite ATS-6 Brings People Together**
Details of the Appalachia, Rocky Mountain Federation, Veterans Administration and Alaska programs are described

- 46 Dial Access is Alive and Well at Ann Arbor**
"Time multiplexing" system makes computerized language lab successful

- 50 Simplified Audio/Video Routing Requires Fewer Operators**
New system provides quality without "growing pains"

- 56 High Precision TV Amplitude Measurement:**
Unique "Offset" Method Introduced

- 60 Top-of-the-Art Engineering to Get Full Play At NAEB Convention**

- 62 Great Idea Contest**
This month ends the 1974 contest—next month: finalists

- 69 Broadcast Equipment**
New and significant products for broadcasters

- 74 New Literature**
Useful reading materials

- 76 A College FMer Tests Budget Four-Channel**
Students integrate semi-professional quadrasonic with existing facilities

- 78 Non Broadcast Television Grows:**
Report on Video Expo V

CM/E: A supplement for those with cable interests following page 68




BM/E, BROADCAST MANAGEMENT/ENGINEERING, is published monthly by Broadband Information Services, Inc. All notices pertaining to undeliverable mail or subscriptions should be addressed to 274 Madison Ave., New York, N.Y. 10016. BM/E is circulated without charge to those responsible for station operation and for specifying and authorizing the purchase of equipment used in broadcast facilities. These facilities include All, AM, FM, and TV broadcast stations; CATV systems; ETV stations; networks and studios; audio and video recording studios; consultants, etc. Subscription prices to others: for U.S., U.S. possessions and Canada: \$15.00 one year, \$25.00 two years. Foreign: \$20.00 one year, \$35.00 two years. Foreign Air Mail: additional \$24.00. Copyright © 1974 by Broadband Information Services, Inc., New York City. Controlled circulation postage paid at Easton, Penna.



FOUR THOUSAND SIX HUNDRED AND SIXTY SIX

ANOTHER GVG MODEL 951 DUAL SYNC GENERATOR AND CHANGEOVER SYSTEM READY FOR SHIPMENT. THE TWO MODEL 950 SYNC GENERATORS ARE THE 4,665TH AND 4,666TH UNITS TO BE PLACED IN SERVICE.



THE GRASS VALLEY GROUP, INC. 
A TEKTRONIX COMPANY

Station Plaza East
GREAT NECK, NY 11021
(516) 487-1311

4419 Van Nuys Blvd, Ste 307
SHERMAN OAKS, CA 91403
(213) 990-6172

1644 Tullie Cir, NE
ATLANTA, GA 30329
(404) 634-0521

P.O. Box 482
MABANK, TX 75147
(214) 887-1181

810 W Bristol Street
ELKHART, IN 46514
(219) 264-0931

BROADCAST INDUSTRY NEWS

Wiley Rejects "Sweeping Divestiture" Order, Predicts Action in Some Cases

In what appears to be an important clue to the Federal Communication Commission thinking on the hotly-contested cross-ownership rule-making now under way, Chairman Richard E. Wiley, in a mid-September speech, said his "personal" opinion was against a "sweeping divestiture order" that would cause widespread disruption in the industry.

Addressing the International Radio and Television Society in New York, Mr. Wiley said that FCC de-

isions on general cross-ownership policy, under Docket 18110, were close to resolution, and promised official action in "this most difficult matter" by the end of the calendar year.

Although rejecting blanket divestiture at this time, Mr. Wiley strongly endorsed the principle of preventing undue concentration of media control in one community, and said that FCC studies indicated there were some communities in which divestiture would be in the public interest and would be ordered. Despite the Fairness Doctrine and other protections, cited by the NAB as making divestiture unnecessary, Wiley

maintained that these cases presented "... an acute danger that the multi-media owner will dominate the marketplace of ideas and opinions that community."

But he added: "Divestitures do not mean forfeiture," and he promised that licensees would be given reasonable periods—probably five years—to dispose of their holdings, and would have ample opportunity to present evidence against the order. He also said he was ready against newspaper ownership of broadcast stations in separate communities: "... if you are the New York Times, (buy your station) Memphis and not Manhattan."

Mr. Wiley promised FCC action within "my first year in office" on a number of other issues: the Fairness Doctrine, the Prime-Time Access Rule, Children's Television, Pay Television and Pay Cable. He noted that license renewal policy was not on his list because he had decided to wait the outcome of Congressional activity on that issue.

ABC Buys 13 Frame Sync Units From TeleMation



TeleMation, Inc., announced the sale to the American Broadcasting Company of 13 of the NEC FS-10B Frame Synchronizers, introduced at the NAB exhibit in Houston last March. Five will be delivered in early 1975, and one important application will be in network news and sports coverage.

The unit brings remotely-originated TV signals into sync with studio reference. A complete frame of video information is stored digitally, and read out in step with local sync. This allows switching between local and remote signals with no sync discrepancies or signal degradation.

The synchronizer is made by Nippon Electric Company in Japan. TeleMation is the exclusive U.S. distributor.

Pictured above (from left to right) are Julius Barathan, VP in charge of Broadcast Operations & Engineering, ABC, Vern A. Pearson, National Broadcast Sales Manager, TeleMation, Inc., R. L. Pointer, Director of Broadcast Engineering, ABC, Saburo Oyama of the Board and Chief Executive Officer, NEC America, Inc.

Rising Productivity Answer To Inflation, Says Sarnoff

In an address to the 30th International Convention of the International Brotherhood of Electrical Workers, Robert W. Sarnoff, chairman of RCA, said that greater productivity is the most direct route to new and better products, less inflation, and more jobs. He also said that many foreign manufacturing operations domestic companies are now "more costly and less efficient than manufacturing at home," so that in some cases American companies will return manufacturing to this country. However, he pointed out that large scale industry is now world-wide and "... if we fail to compete effectively anywhere, we risk losing ground everywhere ... we have a lot of work cut out for us to develop the potential of technology to help deal with our long range problems and opportunities."

Foster Hails Copyright Bill, Deletion of Sports Blackout

David Foster, president of the NAB, said he was pleased with the Copyright Bill and the deletion of the sports blackout provision. (continued on page 6)

**Strangely Enough,
At This Year's
NAEB Show
We're Most Excited
About Something We
Don't Even Make**



is the new $\frac{3}{8}$ " Plumbicon[®]
tube that will be
the heart of our
advanced Hitachi-Shibaden
FPC 1000P 3-tube
color camera.

The Plumbicon design is famous
for producing remarkably faithful
images comparable to broadcast quality.
And combining the new Plumbicon tube with
our superb FPC 1000B camera will result in what
we honestly believe to be the finest color camera in
its price class. This new instrument will become a
proud addition to the precision line of Hitachi-
Shibaden video equipment that also includes our
popular FP 1212 1" Plumbicon camera.

Some see the first and only color camera ever
available with $\frac{3}{8}$ " Plumbicon tubes at the Hitachi-
Shibaden booth (#16) at the NAEB show in Las Vegas.
Send in the coupon for complete details.

- Please send literature only.
- Have representative call.

Your name _____

Institution
or Company _____

Address _____

City and State _____

Zip _____

To: Hitachi Shibaden Corporation of America
58-25 Brooklyn-Queens Expressway
Woodside, N.Y. 11377

4

 **HITACHI SHIBADEN**
Corporation of America

Exec. Offices: 58-25 Brooklyn-Queens Expressway, Woodside, New York 11377
Offices in Chicago, Los Angeles, Dallas, Toronto, Atlanta

Trademark of N.V. Philips of Holland

Circle 105 on Reader Service Card
www.americanradiohistory.com

Our CP-16 Camera/Lens Package Deals Are Guaranteed To Give You More.



Figure it out yourself.

Take for example the package deal illustrated in this ad. You get a CP-16 reflex camera — the most outstanding news/documentary camera on the market today — *plus* a set of three superb Angenieux lenses. The extreme wide angle 5.9mm f/1.8; the high speed 28mm f/1.1; and the all around favorite “workhorse” 12-120mm f/2.2 zoom. All CP reflex mounted. A perfect combination for the news/documentary cameraman on the go.

And you save \$600 on the package.

Or, you can choose any of our other CP-16 reflex and non-reflex camera/lens package deals designed to save you hundreds of dollars.

Without compromising on quality.

So, visit your local CP-16 dealer. Ask for our new CP-16 illustrated price list. Pick the one package deal that suits you best. And save!

For further information, please write to:

cinema E products
CORPORATION

Technology In The Service Of Creativity

2037 Granville Avenue, Los Angeles, California 90025
Telephone: (213) 478-0711 ■ Telex: 69-1339 ■ Cable: Clnedevco

Circle 106 on Reader Service Card

NEWS

tional Cable Television Association praised the action of the U.S. Senate in approving a copyright revision bill with provisions for cable television. “We are particularly pleased that the Senate saw fit to (reject) the controversial CATV sports blackout amendment,” he said. “That action is a victory for the millions of Americans who receive their sports programming via CATV.”

CPB Committee To Study “State of the Art”

A Committee on New Technology, appointed by James R. Killian, board chairman of the Corporation for Public Broadcasting, established “... a clear priority to apply new technology to improve communication services to the public,” according to a CPB announcement. Dr. Killian named Neal B. Freeman, vice president of King Features Syndicate, chairman of the Committee and Michael A. Gammino as member. Mr. Freeman said: “We are in the business of providing broad educational services and we have the duty to match up those services with whatever technological means seems best suited to the task. ... Clearly our first attention must be to cable and satellite, ... we will begin our work at once.”

SMPTTE Toronto Conference Will Cover Many TV Topics

Plans for the 116th Technical Conference of the Society of Motion Picture and Television Engineers, scheduled for the Four Seasons Hotel in Toronto November 10-11, include sessions on television systems and on television film. A day-long symposium will consider television monitoring, emphasizing the need of various groups for proof of performance (ad agencies, advertisers, etc). There will also be sessions on television lighting, on satellites in broadcasting (with live demonstration of transmission from a NASA satellite) and on cable television, among many others. There will be an exhibit by equipment manufacturers; forty-one exhibitors had signed up by mid-September, including eight Canadians. Info: SMPTTE, 862 Scarsdale Avenue, Scarsdale, N.Y., (914-472-6606).

FCC Affirms Order To Bell To Serve Domsat Firms

Acting on a petition of the American Satellite Corporation, the Federal

continued on page 1



Not just equipment, but live journalism.

We supply you with portable TV pick-up links, mobile van links and back pack camera links in all FCC allocated microwave frequency bands.

So you get fast site-to-studio transmission that's just right for on-air production processing or video tape storage.

And all our equipment is backed by 20 years of experience making components and subassemblies that are part of over 3,000 systems in 50 countries.

At Microwave, we're working to help you bring the world closer together.

Microwave Associates, Burlington, Mass. 01803. (617) 272-3000.
Dunstable Woodside Estate, Dunstable, Beds., United Kingdom.
Dunstable 601441.



Circle 107 on Reader Service Card

www.americanradiohistory.com



INTRODUCING THE NEW ECONOMICS OF BROADCAST TELEVISION... AND A PRODUCT LINE THAT BREAKS WITH TRADITION

Here are two important new broadcast television products that make sense for today and the years ahead. They are the result of fresh creative thinking and the belief that today's broadcast environment demands a substantial reduction in equipment operating costs, lower initial purchase price—*plus* performance that exceeds the best the industry has known. The IVC-9000

Broadcast Videotape Recorder accomplishes these goals by challenging and surpassing existing quad concepts. The IVC-7000 Camera offers performance that equals or exceeds that of the best cameras now in use yet at a mid-range camera price.

That's what we mean by "the new economics." Let us help you break with tradition.



Changing the
Picture in
Broadcast
Television



International Video Corporation

Circle 108 on Reader Service Card

NEWS

al Communications Commission early in September strongly affirmed its order of some six months earlier that AT&T and the Bell companies must supply interconnection service to domestic satellite common carriers. The FCC statement said that the original order constituted a "firm obligation to interconnect with domestic satellite carriers . . . for all the authorized services provided by the satellite carriers to their customers . . ." The FCC has, in fact, made the good-faith interconnection efforts of Bell a condition to approval of Bell's own requests for domsat authorization. The FCC also rejected a Bell plea that "technical difficulties" prevented the interconnection service, referring technical questions to Chief of the Common Carrier Bureau for consideration "outside of this proceeding."

Music Group Fights Switch To Rock At WNCN, NY

Another coalition-vs-broadcaster conflict emerged in New York late in September when a group calling itself the WNCN Listener's Guild petitioned the FCC to revoke the

station's license, on the grounds that a proposed switch from classical to rock programming entailed a deception of the public and the FCC. The Guild charged that Starr Broadcasting Group, Inc., the licensee, would fail to adhere to the terms of its license, based on a promise made when the station was bought, in 1973, that 70 percent of the programming would be classical. The switch, said the Guild, would be a "substantial loss" to the stations's 400,000 listeners and to the "entire musical community of New York."

NCTA Asks Four-Year "Hands-Off" For Pay Cable

In comments on the Federal Communications Commission's proposed rules for pay cable, the National Cable Television Association urged that all restrictions be removed for at least four years, so that "market-place experience" could accumulate for determination of the necessity for any restrictions. "While pay cable will grow without restrictions, it will hardly attain such growth in the next four years so as to make it immune to corrective action if it proves necessary," the statement added.

Also included in the comments were pleas that present sports pro-

gram and movie program restrictions be relaxed. The pay cable industry does not want to, and will not, deprive the public of sports now telecast on commercial television, NCTA said, but aims to supply additional sports programming. On movies, the comments attacked the "warehousing" of films by networks, and the two-to-ten year blackout now imposed. The 92-page statement concluded: "The Commission has imposed severe regulatory restraints on competition and then demanded the proof be shown that no regulation needed. This is the perverse logic of the Commission's regulation of pay cable."

Fall Conferences Underway; Meetings Have "New Look"

The National Association Broadcasters Fall Conferences, day-and-a-half meetings aimed to supply vital and usable information to station managers, program directors, sales managers and chief engineers were underway as this issue went to press. Each of the six meetings presents an FCC Commissioner to discuss FCC activity and answer questions; workshops on tv spot production

continued on page

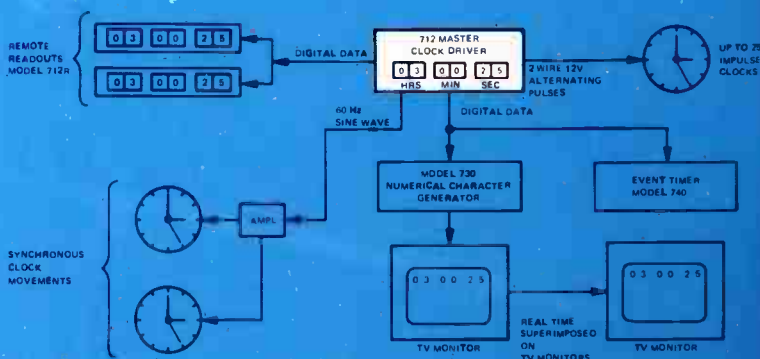
Cooke

MODEL 712 MASTER CLOCK



Timing excellence for the small station — only \$1375.

- High intensity 12 or 24 hour digital readout.
- Accuracy of 1 sec. per month from internal time base. Also accepts external reference.
- Includes double count and fractional second controls.
- Auto switching to DC battery power if AC is lost.



Division of
Dynatech
Laboratories, Inc.

Cooke Engineering Company

900 Slaters Lane • Alexandria, Va. 22314 • 703/548-3889 • TELEX 89-9454

Circle 109 on Reader Service Card



If you waited for a portable color videotape dream machine...

Here it is! The incredible AKAI VTS-150 color videotape system—only 22 pounds light, yet featuring automatic editing that smacks of magic! Start with our 5.76 pound camera with built-in everything—servo controlled iris, automatic/manual aperture, built-in microphone, wide angle to telephoto 6X zoom lens (F2 to closed), 300 line resolution, white balance switch, electronic viewfinder/playback monitor, and two vidicon tubes for ultra sensitivity. Add our truly portable, battery powered videotape recorder/playback with automatic editing, stop motion, and sound dubbing. Throw in a reel of inexpensive 1/4" full-color tape and you're ready to roll. Ordinary playback on TV monitor or regular color TV set—with a time base corrector, commercial telecasts from field to air with incredible speed, and no processing along the way. Put it all together, and you have a color videotape system that lets you tell it like it is, *whoever* you may be. News, sports, medicine, communications. Now that you know, don't keep it under your hat. Find your nearest AKAI video dealer, or write AKAI America, Ltd., 2139 East Del Amo Boulevard, Compton, California 90220. Phone (213) 537-3880. Video Department.

Circle 110 on Reader Service Card

From
AKAI™
 The Innovators



Accurate Field Strength Measurements Can Be Easy

With the Model FIM-21, electromagnetic field strengths can be measured to within 2% across the entire 535 to 1605 KHz AM band. And to intensity levels as low as 10 μ V/m. Its integral shielded antenna in the cover, front panel speaker, large illuminated mirrored meter, and ganged oscillator/receiver tuning, make it easy to operate in the field. An optional telescoping stand adds convenience. It's also a versatile instrument — use it as a tuned voltmeter for RF bridge measurements.

Contact us now for complete details on our line of field strength meters.



POTOMAC INSTRUMENTS

932 PHILADELPHIA AVE.
SILVER SPRING, MARYLAND 20910 (301) 589-3125

Circle 111 on Reader Service Card

100% MODULAR



SOLID STATE TELEVISION MONITORS

MODTEC solid state Series M monitors offer the most advanced design in video monochrome monitors available to date. The 100% modular chassis consists of five individually shielded circuit modules that plug in directly from the rear of the chassis. This unique and exclusive feature simplifies and speeds necessary maintenance with minimum down time. All plug-in circuit modules are common to 9, 12, 15, 19, and 23" CRT's.

DISTRIBUTOR INQUIRIES INVITED

MODTEC DIVISION
BROADCAST ELECTRONICS INC.

8810 Brookville Rd. • Silver Spring, Md. 20910 • 301-588-4983

Circle 112 on Reader Service Card

NEWS

tion, sales, legal and management problems, children's programming; day-long engineering conference and other activities. The conferences were held in New York, Atlanta and Chicago in October. Upcoming dates are November 14-15, Dallas (Fairmont Hotel); November 18-19, Denver (Brown Palace); November 20-21, Las Vegas (Sands Hotel).

FM Stations, As Well As AM, To Be on Road Weather Signs

At the urging of the NAB, the Federal Highway Administration has agreed that FM stations, as well as AM, can be listed on highway signs as offering weather data during stormy periods. To be included in the listings, the station must agree to broadcast weather warnings at more than 15-minute intervals during bad weather, and road information, as supplied by an official agency, every half hour. State highway departments will erect the signs. Broadcasters arrange to be included through state broadcaster associations.

Rules On Remotes Up For Major Revision

The Commission has opened an inquiry aimed at comprehensive revision of the rules on remote pickup broadcast equipment, used to transmit program material from on-scene locations to studios for broadcast. The proposal, says the FCC, may affect "Virtually every rule in Subpart D of Part 74 of the regulations. Among important topics to be considered are: channel splitting in the 450 MHz band, with some frequencies for program transmission and some for operational communications; provision for licensing of station groups under one license; revision of logging requirements; additional frequencies for low-power broadcast auxiliary stations. Comments are due on or before November 21, 1974 and reply comments on or before December 20, 1974.

Prime-Time Waivers To Continue in 1974-75

Blocked by the U.S. Court of Appeals from amending the prime time access rule, the FCC announced continuation in the 1974-75 season of a waiver policy, generally like that of previous years, that would be consonant with the Court

continued on page

Enter Stage Two of the U-Matic Revolution... Teleproduction!

The Sony U-Matic videocassette System revolutionized people's thinking about many uses of television. Distribution and playback of videotape became easy, economical, reliable.

And now, another Sony breakthrough. The Sony VO-2850 U-Matic mastering recorder and editor that will change traditional thinking about teleproduction. A mastering and editing machine that is superior in performance to any existing 1" high-quality reel-to-reel unit.

Technically Superior.

Signal to noise ratio of 45db for video and audio. Separate editing capability for video and two audio channels, independently or together. AGC or manual control. Stop-frame. Slow-motion. Feather touch push-button controls. Proven reliability.

And much more.

Precise Electronic Editing.

Achieved through the use of a vertical blanking switcher plus capstan servo system with V-lock coupled to rotary erase heads.

Tape to Tape Editing.

Accomplished by combining two VO-2850 units and the RM-400 automatic editing control unit. This combination provides search (slow speed playback), pause (precise frame location) and automatic tape back spacing for glitch-free edits.

Lower Cost.

The VO-2850 costs substantially less than comparable 1" equipment and affords the continued economy of using 3/4" tape.

The VO-2850 can also edit your field-recorded cassettes made on the VO-3800 portable U-Matic recorder. Your finished master

is ready for duplication and can be played back on any U-Matic unit. And, in addition, you've saved a generation by working within one format.

Evidence of how significant this new development is can be found in the broadcast industry, which has already begun to change its traditional methods of mastering and editing (for electronic news-gathering) to include the VO-2850.

Hard to believe? We'll prove it. Write today on your letterhead and we'll arrange a demonstration. Once the VO-2850 is in your studio, you'll never let it out.

The address is:

Sony Corporation of America
Video Products Dept, BME-114 201
9 West 57th Street
New York, New York 10019

Sony. The proven one!



TKP-45 inside



Inside the studio the TKP-45 can give you a new dimension.

That's because the TKP-45 can match the picture quality of its famous big brother, the TKP-40.

And because the TKP-45 is more versatile. Put it on a tripod and you have a broadcast quality camera that's unmatched for mobility.

Add the remote pan and tilt system and you have everything, minus the cameraman.

Now add its small price to its small size and you have a color camera that will neither tire your arm and a leg nor strain one.

And that's only the half of it. Because when you take the TKP-45 outside the studio, you have what you've always wanted in a portable color camera.

For more inside information on the TKP-45, write RCA Broadcast Systems, Bldg. 2-5, Camden, N.J. 08102.

TKP-45 out



At the studio, you'll find that the TKP-45
is free of problems like many other color
cameras. Some of which are either too big in size (back-
pack), or not big enough in quality (heartbreaking).
The TKP-45 weighs only 22 pounds (with the
battery pack) and doesn't require a heavy backpack or
cumbersome cables that trip you up.
There are fewer controls to manipulate.
The TKP-45 has all the famous automatic
features of the TK-45.
Features like automatic white balance. Auto-
back balance. And automatic iris.
It works out better for you because it's
so convenient for you.
More convenience. More operational
ease. And greater performance.
The TKP-45. Another reason why users of high

quality color cameras buy RCA more than all
other makes combined.

For more outside information on the TKP-45,
write RCA Broadcast Systems,
Bldg. 2-5, Camden, N.J. 08102. **RCA**

**miles of
greater
visibility**

**...and no more
painting!**




**Dielectric
Strobe
Warning
Systems!**

A high intensity strobe warning system that eliminates the cost and maintenance of "Candy Stripe" painting. And provides effective obstruction warning during all ambient light levels, twenty-four hours a day, in all weather.

The system features...

- Automatic day/twilight/night switching of light levels
- Reliable solid-state circuitry
- Lightweight luminaires
- Solid-state power supply
- Stainless steel enclosures (optional)



Control and monitor—A solid-state unit containing individual luminaire monitoring. Indicates day, twilight and night modes of operation. Mode is automatically controlled through a dual photo cell system. Manual override, system alarm and reset switches are included. For full details, write: Dielectric Communications, Division of Sola Basic Industries, Raymond, ME 04071.

SOLA BASIC

DIELECTRIC

Circle 115 on Reader Service Card

NEWS

action. Exceptions to the basic rule must be considered on a case-by-case basis. Waivers already granted for the coming season are principally for certain "off-network" programs (or parts of them) such as the *Wild Kingdom*, and *Animal World*, and some individual children's specials formerly on NBC or CBS. Denied was a request for the *Famous Adventures of Mr. Magoo*, 26 off-network programs, because "it would extend the waiver policy beyond that granted previously, and tend to undercut the mandate of the Court of Appeals." Network news can be given in the first half-hour of prime time without counting on the three-hour quota, if it is preceded by a full hour of local news or local public affairs material. One-time network news or public affairs, not part of a regular series, are also exempt. Other special cases on news (such as runovers on sports programs) might be granted by staff action, said the FCC, but permission must be applied for in each case.

All waivers will terminate September 15, 1975, the order said.

Cable Can Import After Broadcasters Sign Off

In a new rule on cable program importation, considered "too narrow" by cable interests and "too broad" by broadcasters (according to the FCC), cable systems have been authorized to import late-night programming when no local stations are on the air. Leapfrogging and certification rules do not apply to the after-sign-off importations. The rule, says the FCC, applies to all cable systems whatever their television market locations. The "free time" runs from the sign-off of the last station the cable system must carry to the sign-on of the first one it must carry; but a program can be carried to completion. Moreover, when a broadcaster signs off less than 30 minutes after the hour or after the half hour, the sign-off for purposes of the rule is on the preceding hour or half-hour, respectively.

The FCC added that if a broadcaster could demonstrate actual harm from application of the new rule, special relief would be considered.

PEOPLE

Roger W. Ponto was promoted to National Sales Manager, and C. L.

continued on page-80

**This Little Bear
Fills Your Need
for a really low-cost
waveform monitor
and a
pulse-cross monitor**



**WHY PAY SHOCKING PRICES FOR
ELABORATE UNITS WITH COSTLY
UNNEEDED FEATURES?**

INVESTIGATE THE WM-3

AND THE PC-9


**Ultra
Audio
Pistec**



(213)849-1433
Box 921 Beverly Hills
California 90213 U.S.A.

Circle 116 on Reader Service Card

Farinon Makes It..



With Practical Advantages..for video relay from 2 to 13 GHz

FV13F All-Solid State Fixed Microwave is one of the new Farinon series of IF Heterodyne microwave systems for point-to-point relay (intercity and STL) of video signals in all frequency bands from 2 GHz to 13 GHz. Practical advantages include:

- **The High Selectivity** inherent in the advanced dual-conversion design allows close parallel-channel spacing without spurious tones.
- **Excellent Video Performance** is assured with such typical figures as: 65 dB signal-to-noise ratio; 56 dB signal-to-hum ratio; 0.5 dB differential gain and 0.7 degree phase differential (**over a seven-hop-system**).
- **Interchangeable units** greatly simplify spares maintenance; on that same seven-hop system all units are interchangeable (even local oscillators if you change the frequency generating crystals).
- **Equipment may be arranged** as terminals or heterodyne repeaters, one-way or duplex, with complete baseband access optional for drops and re-insertions at repeaters.

• **A -24 v. battery plant** (or commercial mains) will power any terminal or repeater configuration. The transmitters' injection-locked power amplifiers provide 1-watt output, conservatively rated.

• **And you can add transmitters and receivers** without disturbing existing systems.

For complete details of these and other Farinon video and message transmission systems and accessories contact:

Farinon Electric General Office: **San Carlos, CA** 94070. 1691 Bayport Ave., (415) 593-8491.

Sales Offices: **Atlanta, GA** 30341. 5582 Peachtree Rd., NE. (404) 451-1982 • **Houston, TX** 77024. 710 N. Post Oak Rd., Suite 222. (713) 688-5569 • **Somerville, NJ** 08876. PO Box 148. (201) 526-2269 • Farinon Electric of Canada, Ltd. General Office: **Dorval P.Q.** 657 Orly, H9P 1G1. (514) 636-0974. Sales Office: **Calgary, Alberta.** 6 Heritage Dr., SE, Suite L-12. T2H 2B8. (403) 259-2429.



Circle 117 on Reader Service Card

INTERPRETING THE **FCC** RULES & REGULATIONS

"Fairness Doctrine: 1974" Part II

Last month this column presented the first part of a Fairness Doctrine update. The Doctrine's background, including legislative and case history, was discussed. General Fairness Doctrine issues were examined, followed by a treatment of Fairness Doctrine specifics including the "reasonable time" and "opposing viewpoint" requirements.

This month's column examines in depth (1) what constitutes a "controversial issue of public importance"; (2) what specific issue has been raised; and (3) what is a "reasonable opportunity" for contrasting viewpoints. The Commission's complaint procedure as it relates to the Fairness Doctrine as well as the application of the Fairness Doctrine to the broadcast of paid announcements is also discussed.

What Is A "Controversial Issue of Public Importance?"

The Commission readily admits that it has not been able to develop detailed criteria which would be appropriate in all cases to aid broadcasters in recognizing whether an issue is "controversial" and of "public importance." Thus, the Commission continues to rely heavily on the reasonable, good faith judgments of the individual licensees. Nonetheless, there are some guidelines which must be remembered.

First, it is obvious that an issue is not necessarily a matter of significant public importance merely because it has received broadcast and newspaper coverage.¹ However, the following must be taken into account in making your determination of whether or not an issue is "controversial" or of "public importance": (1) The degree of media coverage; (2) the degree of attention the issue has received from government officials and other community leaders; and, most importantly, (3) *not the extent of media or governmental attention, but rather a subjective evaluation of the impact that the issue is likely to have on the community at large.* The Commission suggests a test when the issue in question involves a social or political choice: "The licensee might well ask himself whether the outcome of that choice [that is, the choice of whether or not the matter is a controversial issue of public importance] will have a significant impact on society or its institutions." Of course, a case-by-case analysis will be necessary when utilizing the above guidelines.

¹ "Merely because a story is newsworthy does not mean that it contains a controversial issue of public importance." *Healey v. FCC*, 148 U.S. App. D.C. 409 (1972). Thus, a newsworthy but uncontroversial story is not subject to the F.D. requirement of presentation of opposing viewpoints.

Second, a more objective approach to determination of what issues are controversial has been suggested by the Commission. The broadcaster, by *objectively* ascertaining the degree of attention paid to an issue by government officials, community leaders, and the media, should be able to determine whether an issue "the subject of vigorous debate with substantial elements of the community in opposition to one another."

Third, the broadcaster should be on guard that "programs initiated with no thought on the part of the licensee of their possible controversial nature will subsequently arouse controversy in opposition of a substantial nature which will merit presentation of opposing views." Determination of whether or not the matter contained in such programs is controversial should be made by using the subjective or objective guidelines approaches outlined above. Should the broadcaster determine the program matter to be of a controversial nature and of public importance, provision for opposing viewpoints should be made.

What Specific Issue Has Been Raised?

Determination of the issue actually raised by a particular program is a difficult problem.² The difficulty is exacerbated by the fact that the transcript or tape of the program giving rise to the complaint is often unavailable to aid in determining the specific issue raised. Recollections of station employees and listeners hindered by the passage of time, sometimes must be relied upon. Yet, an accurate transcript would not always facilitate a definitive formulation of the issue actually raised. People do not often talk in the form of questions and answers. Rather, it is the human tendency to discuss many aspects of an issue whether central or peripheral. Indeed, a broadcast may consciously avoid explicit mention of the ultimate matter in controversy and focus instead on assertions or arguments which support one side or the other on the ultimate issue.

The Commission has illustrated this sometimes a thorny problem by reference to a hypothetical broadcast which takes place during the course of a heated community debate over a school bond issue. The h

²On September 27th, the U.S. Court of Appeals for the D.C. Circuit overturned an FCC decision that NBC News had been unfair in a 1972 documentary about the pension industry. The Court of Appeals disagreed with the FCC's judgment that the documentary was unbalanced on the *broad issue* of overall pension plan performance for workers. The Court further stated that the network was reasonable in asserting that the documentary was on the *less controversial issue* of "problems" with pensions.

FCC RULES AND REGS

pothetical program spokesman argues for the urgent need to construct new schools, as well as to increase teacher's salaries. Proponents of the bond issue also espouse both of these arguments. However, the broadcast licensee's problem is to determine whether the spokesman's issues relating to the adequacy of (1) present school facilities, and (2) teachers' salaries (both of which might not be at all controversial in that particular community) have actually raised the issue of whether the school bonds should be authorized (which well may be controversial). The broadcaster should note well how the Commission would have the licensee confront this problem:

"We would expect the licensee to exercise his good faith judgment as to whether the spokesman had in an obvious and meaningful fashion presented a position on the ultimate controversial issue of whether the school bond issue should be approved. The licensee's inquiry should focus not on whether the statement bears some tangential relevance to the school bond issue, but rather on *whether that statement, in the context of the ongoing community debate, is so obviously and substantially related to the school bond issue as to amount to an advocacy of a position on that question.*"

Thus, the intent of the spokesman regarding presentation of a controversial issue of public importance is irrelevant. Problems resulting from the intentional camouflaging of controversial issues disappear. The standard becomes objective: Is the statement, as perceived within the parameters of current community debate, so "obviously and substantially related" to a controversial matter of public importance as to become an advocacy of one position on the issue? In the above-cited example, the broadcast spokesman may, in the licensee's determination, have addressed a controversial issue. The spokesman may or may not agree with this determination. Further, the Commission may or may not agree with this determination. *Yet, the Commission has clearly stated that the licensee's reasonable and good faith determination will not be disturbed.*

Again, the Commission emphasis is that "[a] policy of requiring fairness, statement by statement of inference by inference, with constant Government intervention to try to implement the policy would simply be inconsistent with the profound national commitment to the principle that debate on public issues should be 'uninhibited robust, and wide open.'" Here First Amendment freedoms and responsibilities collide. The Commission, in implementing the national commitment to stimulation of debate on public issues, will not dictate fairness responses as a result of "off-hand or insubstantial statements."

What Is A "Reasonable Opportunity" For A Contrasting Viewpoint?

Having determined that an issue raised in its programming is "controversial" and of "public importance," the broadcaster must decide "whether it has afforded a 'reasonable opportunity' in its overall programming for the presentation of contrasting points of view."

The licensee must consciously and actively encourage the presentation of opposing viewpoints. The broadcaster cannot take a *passive* role (i.e., merely

continued on page 26

"... to bring it up and hang it there."

That's what one Chief Engineer said about his modulation and talk power when describing why he installed the SPOTMASTER® Sound Britener.

He had a typical problem — periods of low modulation due to several programming sources including live telephone reporting. His original solution was the costly, slow and inaccurate method of watching a meter and continuously adjusting the level. He then tried the common two unit compression/limiting system — one unit at each end of the lines to his remote 50 kW transmitter. He still had problems — and many, many adjustments to fool with.

Now he has the SPOTMASTER® CLE-500 Sound Britener. It has only three adjustments — all behind the front panel — and it's operating unattended at the studio. A single meter shows at a glance what it's doing. His average common point current at the transmitter is up — and hanging right there — with full protection against over modulation. His talk power and fringe area coverage are increased. And it's all automatic with the Sound Britener.

Why not try it yourself on our 30 day free trial?

Spotmaster®

CLE-500
SOUND BRITENER



BROADCAST ELECTRONICS, INC.

A FILMWAYS COMPANY
8810 BROOKVILLE ROAD
SILVER SPRING, MARYLAND 20910
PHONE: 301-588-4983

Circle 119 on Reader Service Card

Fewer parts... fewer problems with **audiopak® A-2** broadcast cartridge

*Ribs are molded into the flange—
no pencil leads
to break and jam.*

*No top wire.
Reloading's easier.*



*Tape guide is
an integral part of
the cartridge base
— not glued in —
to insure accurate azimuth control.*

Try one free

In the broadcast cartridge world, the simpler the better. That's why the design of the audiopak A-2 eliminates parts that can give you trouble.

The lessons learned from our years of experience developing the world's leading 8-track cartridge have been applied to our audiopak A-2. The result is a more durable, more reliable broadcast cartridge. And because we manufacture the entire product—from tape to packaging—we can assure you of the highest possible quality control.

We're so sure we have the best product on the market, we want to prove it... at no cost to you. For

your free sample and more information on the audiopak A-2 broadcast cartridge, write on your company letterhead to: Capitol Magnetic Products, Division of Capitol Records, Inc., 1750 North Vine St., Los Angeles, Calif. 90028. Attention: Marketing Manager, Professional Products.



CAPITOL MAGNETIC PRODUCTS
A DIVISION OF CAPITOL RECORDS, INC.
LOS ANGELES, CALIFORNIA 90028



Circle 118 on Reader Service Card



EIMAC's 4CX250BC provides longer life for broadcast service.

The new EIMAC
4CX250BC/8957
premium quality tetrode
is a direct replacement
for the 4CX250B in
broadcast service.

This high quality tetrode features an improved cathode structure, capable of high emission over an extended period of time, greatly reducing frequency of tube replacement. A modified screen grid structure virtually eliminates the possibility of negative screen current which can occur during certain types of operation.

Manufactured under the highest standards of precision and quality control, the 4CX250BC/8957 assures maximum reliability and long life. Reduce transmitter down-time and tube replacement cost with the EIMAC 4CX250BC/8957 premium quality tetrode when you retube. And use this improved tetrode in your new equipment design. Another exclusive example of EIMAC's consistent devotion to quality, reliability and service.

For further information and a data sheet on this new tube, contact EIMAC, Division of Varian, 301 Industrial Way, San Carlos, California 94070. Or any of the more than 30 Varian/EIMAC Electron Device Group Sales Offices throughout the world.



Circle 120 on Reader Service Card

Since NAB, somebody has ordered an AVR-2 every day

Seems everyone wants this new breed of VTR. 60 are already in service. One order alone will send 43 AVR-2s up to Canada for the '76 Olympics.

Why the popularity? Because AVR-2 is all things to all people.

It's the kind of VTR you want it to be: bare bones, fully equipped, studio, portable, mobile recorder. Two basic modules and an optional monitor bridge let you assemble any configuration.

It costs about one-third less than a big machine. But it's so versatile, your return on investment is high.

It's a quad with top performance at 15 or 7.5 ips. Wide-range digital time base corrector. One-second lockup time. Optional dual track audio. Accessibility, even when it's in operation. Solid-state IC reliability. Plug-in accessories for all your needs.

And it's available in various international standards, too.

It's the new breed of VTR. It meets the **now** needs of every user, large or small. It answers all needs, objectives, budgets. And it's in production today.

We're taking orders for delivery now, so call your Ampex Sales Engineer.



Basic Modules

Modules in Console

Full System

Circle 121 on Reader Service Card

AMPEX

Ampex Corporation
Audio-Video Systems Division
401 Broadway
Redwood City, California 94063

FCC RULES AND REGS

adopt a policy of not refusing to broadcast opposing points of view upon demand). Yet, the Commission has consistently refused to develop a formula for determining the proper spokesman to present the opposing viewpoints. In the Commission's words:³

"The mechanics of achieving fairness will necessarily vary with the circumstances, and it is within discretion of each licensee, acting in good faith, to choose an appropriate method of implementing the policy to aid and encourage expression of contrasting viewpoints. Our experience indicates that licensees have chosen a variety of methods, and often combinations of various methods. Thus, some licensees, where they know or have reason to believe that a responsible individual or groups within the community holds a contrasting viewpoint with respect to a controversial issue presented or to be presented, communicate to such an individual or group a specific offer of the use of their facilities for the expression of contrasting opinion, and send a copy or summary of material broadcast on the issue. Other licensees consult with the community leaders as to who might be an appropriate individual or group for such a purpose. Still others announce at the beginning or ending (or both) of programs presenting opinions on controversial issues that opportunity will be made available for the expression of contrasting views upon request by responsible representatives of such views."

In increasingly rare situations, a licensee will be unable to find an appropriate spokesman for an opposing point of view. In such a case, the broadcaster must be prepared to show that he has made a good faith diligent effort to locate such an appropriate spokesman.

Oftentimes a controversial issue may give rise to multiple contrasting viewpoints. Here the broadcaster must determine (1) which viewpoints or shades of

³Mid-Florida Television Corp., 40 FCC 620 (1964).

opinion are to be presented, and (2) which spokesmen are appropriate for each particular viewpoint. Thus the licensee may deem necessary the presentation of a *major* contrasting viewpoint, but deem the presentation of a *minor* contrasting viewpoint unwarranted. Thus, he must "[m]ake a good faith judgment as to whether there can reasonably be said to be a need of interest in the community calling for some provision of announcement time to these other parties or candidates and, if so, to determine the extent of that interest or need in the appropriate way to meet it." This, of course, reflects the Commission's deference to the broadcaster's discretion. This discretion is not unbounded, as the Commission has indicated in speaking of deliberate selection of spokesmen for opposing points of view to favor one viewpoint at the expense of the other:

"In the final analysis, fairness must be achieved, not by the exclusion of particular views because of . . . the forcefulness with which the view is expressed, but by making the microphone available, for the presentation of contrary views without deliberate restrictions designed to impede equally forceful presentation."

The broadcaster may not adopt a "policy of excluding partisan voices and always itself presenting views in a bland, inoffensive manner . . ." Part of the effective presentation of opposing viewpoints involves viewer exposure to partisans of a particular viewpoint who truly believe in their position. Again, the Commission disavows any intention to decide the desirability or appropriate spokesman in any particular situation.

"Time" is often raised in discussing the reasonableness of contrasting viewpoint presentation. The licensee

THE MODEL 3600 .. WILL PROVIDE MULTIPLE OUTPUTS

THROUGH MULTIPLE ACCESS

WITH MULTIPLE FORMATS

TO MULTIPLE MEMORIES

FOR MULTIPLE SERVICES

WITHOUT MULTIPLE GENERATORS



CHARACTER GENERATOR SYSTEM

The 3600 Character Generator was designed with versatility, expandability and economy as prime considerations. Several separate solid state memories may be incorporated and unlimited access to both internal and external data sources is possible. A single Character Generator is capable of producing many simultaneous, but independent, video signals of identical or different information as well as combinations thereof.

LAIRD TELEMEDIA INC.
2125 SOUTH WEST TEMPLE • 801 487-6251
SALT LAKE CITY, UTAH 84115

is *not* required to provide equal time for the various opposing points of view, aside from the area of political broadcasting. (See "Interpreting FCC Rules and Regulations," August 1974.) It is felt that an equal time requirement would prohibit rather than promote the discussion or presentation of controversial issues, and is simply not practical in view of the large number of issues arising daily in our contemporary society.

In light of the sometimes nebulous standards and requirements imposed upon the broadcaster, the Commission will ultimately limit its inquiry into Fairness Doctrine compliance to the following question: "Whether in the light of all of the facts and circumstances presented, it is apparent that the licensee has acted in an arbitrary or unreasonable fashion."⁴ In view of the danger of (1) violating First Amendment rights, and (2) the somewhat broadly defined broadcaster responsibilities under the Fairness Doctrine, no sanction is opposed on the broadcaster for *isolated* fairness violations during the course of the license term. The licensee is requested to make additional provision for opposing viewpoints when the Commission determines a fairness violation.

The Complaint Procedure

The Commission has rejected suggestions that fairness complaints be considered in connection with license renewal applications, rather than at the time they are presented to the Commission. While consideration of fairness complaints at renewal time would reduce the Commission's administrative work load, the present procedure for reviewing complaints on an ongoing basis is considered an incentive to the filing of such complaints by interested citizens. Complaint procedures are summarized in the Commission's *Fairness Doctrine Primer*, as follows:

"Where complaint is made to Commission, the Commission expects a complainant to submit specific information indicating (1) the particular station involved; (2) the particular issue of a controversial nature discussed over the years; (3) the date and time when the program was carried; (4) the basis for the claim that the station has presented only one side of the question; and (5) whether the station has afforded, or plans to afford, an opportunity for the presentation of contrasting viewpoints."

Complainants are urged to state the basis of their fairness complaint in view of the fact that the doctrine does not require *each* program to present contrasting views on an issue. Thus, the licensee need only provide "reasonable opportunity" for opposing viewpoints in its *overall programming*. A viewer need not watch the station 24 hours a day, seven days a week in order to make a valid fairness complaint. A complainant, for example, may be a "regular viewer" by viewing *outinely* major representative segments of the station's news and public affairs programming. Of course, such an assertion is not conclusive evidence of a fairness violation. A station need not research *everything* it has broadcast on a particular issue to refute the fairness complaint. In order to establish its

continued on page 61

This standard has been reinforced by the abovementioned U.S. Court of Appeals decision regarding the "Pensions" documentary. The Court found that NBC was entitled to deference by the FCC in their disagreement over what the program was about. Thus, the FCC's finding of "arbitrary and unreasonable conduct" in licensees' failure to air opposing viewpoints was overturned.

TWO NEW TEST INSTRUMENTS FOR DIRECTIONAL ANTENNAS



**FSM-1
FIELD STRENGTH METER**
Frequency: Any frequency in the AM band
Field Strength Range: 100µ V/m to 1V/m
Power: Internal battery
Calibration certificate supplied
Size: 5-1/2" x 8" x 5" (closed); Weight: 4-3/4 lbs. with batteries

DAM-1 DIGITAL ANTENNA MONITOR

Frequency: Any frequency in the AM band; Phase Range: ±180°; Phase Accuracy: ±1.0°; Phase Resolution: ±0.1°; Ratio Range: 0.100 to 2.000; Ratio Accuracy: ±2.0%; Ratio Resolution: ±0.001; Input Impedance: 50 or 75 ohms



Delta's new Field Strength Meter and Digital Antenna Monitor will help keep your directional antenna system within FCC specifications.

The DAM-1 Antenna Monitor meets the new FCC requirements for remote control. It is a true digital instrument using the latest integrated circuit and TTL techniques. Reads phase and true current ratio for up to six towers with different reference towers and different powers for DA-2. Monitors for larger arrays available on special order.

Delta also offers remote panels and interface units for controlling and reading the DAM-1 Phase Meter over multiconductor, two wire, UHF, or microwave circuits with no reduction in accuracy.

The FSM-1 Field Strength Meter is smaller and much simpler to operate than other field strength meters because it is fixed tuned to your frequency by plug-in modules. If you have to check more than one station, order the FSM-1 with additional frequency modules. For monitor point checks and extensive proof of performance work the FSM-1 will minimize errors and speed up field measurements.

DELTA ELECTRONICS, Department B
5534 Port Royal Rd., Springfield, Va. 22151
703/321-9845

DELTA ELECTRONICS



Exporter: DELTA ELECTRONICS, INC.
International Division, 154 E Boston Post Rd.
Mamaroneck, N. Y. 10543. Telex 1 37327, Art Rocke

Circle 123 on Reader Service Card

A College FMer Tests Budget Four-Channel

By Arthur C. Matthews

The students at WVSS, Menomonie, Wisc., accustomed to broadcasting in mono, are producing four-channel programs now. They've learned to integrate a semiprofessional quadraphonic recorder with existing facilities—and achieve surprisingly good results.

The collegiate broadcaster would like to be an audio gourmet as much as anyone else in this business. Our station, the voice of the University of Wisconsin—Stout State campus (in Menomonie), is at present, a flea-power 10W FM facility, one certainly not equipped like even a barebones stereo outlet. The student association has just authorized funds for stereo, but to even consider a multi-channel board, like heavy cream on a poor man's palate, would be an impossible financial burden.

Large, multi-channel boards with multi-channel recorders are too expensive for stations like ours. But, if you limit yourself, as we found, to four channel, relatively inexpensive experimentation in multi-channel production is possible, and you can salvage most of your present equipment, too.

I began investigating hi-fi tape recorders, and finally purchased a used Otari MX7000Q, a model which uses quarter-inch tape. I also looked for a suitable mixer, but found that nothing less-than-monstrous is available. It was decided to use my own mixer, a Sony MX16, for this one proved easiest to use by students: no equalization; no pan pots; no reverberation units. Just eight channels of input, and four of output.

Finding a place for the new studio was the next prob-

lem. A main control room/record library takes up most of the space at the campus facility. A training area, production studio, and news room/office/small production studio fills the rest.

Lacking studio space, we started WVSS four-channel productions in my home. The "control room" is part of a hallway. The recorder, covered with plastic to keep grease out of delicate parts, sits behind the meat cutting board in the kitchen. The studio area is variable; the engineer can see the dining room, behind him being the office and monitoring room. From his vantage point, the engineer operates the mixer, the recorder via remote control, and is within arm's reach of a turntable.

A Crown SX700SP has been converted to four-channel play for mixdown procedures. Completing our equipment roster are two pairs of speakers and four ribbon cardioid mikes.

One of the major purposes of teaching four-channel production now was to experiment with the medium: is quadrasonic recording really an advantage over stereo? Can the idea be adapted to the small station without the need for a great deal of funds; can a college FMer like us use four-channel now?

Arthur C. Matthews, Coordinator of Radio at WVSS, has produced 74 four-channel programs with students over the past three years.

Students learn the three dimensions of four-channel.

While WVSS is mono, the four-channel production tool has proved very handy. The students are producing an 160-part, five year program called "Music Before Today." Object of the series is to enable the listeners to hear as much music as possible. So far, 32 portions of the series, these dealing with the music of the Middle Ages and Renaissance, are in the can. Admittedly, there is very little Renaissance four-channel material at present; conventional stereo recording techniques might have been enough. But these tapes could eventually be encoded to provide four-channel spread, when (and if) WVSS converts to stereo—and if the FCC gives the OK to discrete quadrasonic broadcasting.

The script for the series is recorded in segments, each using a different example of music, and recorded under voice-over narration. Between segments, music comes up or simply segues.

Originally, I considered first recording and editing the spoken material, then adding the music on both unused channels. But, that approach was too time consuming. The students switched to this method: voices are recorded on two channels, and two are reserved for the music. Both are recorded at the same time, and then edited and re-mixed.



Author at the Otari MX7000Q having rewound the tape.

continued on page 76

Cohu will end a
5,000 mile nation-
wide demo tour at
NAEB.

*The broadest array of
operative television
equipment at the show
will be in our mobile van.*



**THE
CUSTOM DISPLAY
FEATURES:**

For Educational, Broadcast TV, & CATV

- The new Model 1550 Color Broadcast Telecine—with all the features of its predecessor the Model 1500 plus new image enhancer/encoder/auto balance unit and remote control and set-up panels.
- Model M-3 Optical Multiplexer
- Model 9501 Compact Production Switcher
- Model 1210 Single Tube Color Camera for film/slide use uniplexed with a slide projector
- Model 1230 Single Tube Studio Color Camera

For ITV & CCTV

- High Resolution Cameras
- Low Light Level Exhibit which demonstrates tube sensitivity using four LLLTV cameras

**You expect more from
...and you get it.**



COHU SALES OFFICES:

NEW ENGLAND Bedford, MA 617/275-0370 • **NEW YORK** Plainfield Park, NJ 201/377-6636 • **WASHINGTON, DC** 301/656-9161 • **GREAT LAKES** Des Plaines, IL 312/824-4472 • **NORTH CENTRAL STATES** Lincoln, NE 402/467-2900
• **SOUTHEAST** Orlando, FL 305/896-4881 • **ROCKY MOUNTAIN** Denver, CO 303/573-8835 • **TEXAS** Arlington, TX 7413/1707 • **CALIFORNIA** San Diego 714/278-8931, Thousand Oaks 805/497-1896, Compton 213/926-7007, Palo Alto 415/326-0280

Booth 46 & 47

Circle 124 on Reader Service Card

www.americanradiohistory.com

Interactive Satellite ATS-6 Brings People Together

A full evaluation of the impact—or thud—of the Applied Technology Satellite ATS-6 now linking teacher with teacher, teacher with kids, kids with teachers, doctor with doctor, doctor with patient, patient with doctor, is over a year away, but it has already proved one thing: it has brought educators together in a gigantic cooperative undertaking.

The fact that brilliant color TV pictures could originate in the basement of a building at 2480 W. 26th St., Denver, travel 26,000 miles up and out to a satellite floating 22,300 miles above the Galapagos Islands and back again to 56 scattered corners of the Rocky Mountain states such as Dulce, New Mexico, and Fort Menton, Montana, boggles the mind of Art Branscome, education editor for the Denver Post. Teachers, of course knew it was coming. Walter Coyne told them as far back as November 1972 in the pages of *American Education* that the education satellite project could have an impact of learning analogous to that of Gutenberg's press.

Other experts associated with the program (described earlier in *BM/E*, April, 1974 p. 54-60) are not quite as sanguine. But the interactive capability, the two-way transmission via the satellite, is of vital importance in the demonstration. Dr. Gordon Law, STD project director for the Rocky Mountain Federation sees endless possibilities in two-way transmission. He adds "In this business you've got to have imagination, an intuitive feeling for what the system will do. And we think it will do a lot. When radio first came out, it was mainly used to broadcast weather forecasts to farmers. Who could have envisioned the tremendous extent of radio broadcasting today? The implications of direct broadcasting by satellite, particularly its low cost aspects are equally tremendous."

Although the satellite has been in use for only a few months, it is clear to teachers and doctors involved in actual transmission that the talkback feature really has people interacting. But do you really need a satellite for this? We talked to Dr. David Caldwell who is in charge of a Veterans Administration hospital information exchange. Theoretically, the answer is no, but teleconferencing techniques (audio only) never were able to get a dialogue going such as that now happening during the VA transmissions. A big factor, according to Caldwell is the rapport developed between the persons at remote sites and the personality on the TV camera. Another enthusiast about the live two-way feature is Stephanie Bennett, project director of the Chautauqua (Fredonia, N.Y.) Regional Educational Service Agency—part of the Appalachia experiment. She says the combination of direct talkback via satellite, feedback via teletype, and selected "tailored" messages received on the four channel audio track (as a result of the participant's response), all add up to provide "intense" learning experiences.

The interactive technology for feeding and receiving information via satellite with back up from hard lines and computer retrieval systems as used in the Appalachia demonstration is indeed impressive. But equally impressive was the interaction a year before the satellite became operational in designing the programs to be transmitted. More about this later. First a few details on the programs offered both in the Rocky Mountains and in Appalachia. (See box page 40 for overview of all programs involved.)

Appalachia Regional Commission


The Appalachian Educational Satellite Project (AESP) includes 15 Regional Educational Service Agencies (RESA) stretching from Guntersville, Alabama in the south to Fredonia, N.Y. in the north. Five serve as main RESA sites.

AESP decided at the outset to emphasize in-service teacher training as a result of a survey by ARC in 1971 of 32,000 Appalachia teachers.

AESP picked reading instruction and career counseling as the areas most needing attention. The target was 600 elementary school teachers this summer for reading and 600 junior and senior high teachers in the 1974-75 school year for courses in career counseling.

Upon its selection as the Resource Coordination Center (RCC) for Appalachia, the University of Kentucky organized itself into seven missions. **Career Education Components**—to develop 12 programs at four interactive seminars for grades 1-6, for summertime transmission; to develop two levels of 16 live interactive seminars in career education for teachers (G 7-9 for fall broadcast; G 10-12 for spring broadcast. (Both of the above components also selected and developed supplementary material.) **Television component**—to produce all of the above reading and career video seminars (45 minutes each). **Four channel component**—to develop four channel one-way audio programs for the 12 courses. **Information Systems Component**—to develop a computer/manual system for storing, retrieving and delivery of instructional material to the 1200 teachers in four courses. **Evaluation component**—to design and implement evaluation. **Management component**—to coordinate and manage the project's activities.

There is also a 30-member national Advisory Board.



ATS-6, rated at 200,000 watts ERP, is world's most powerful communications satellite. It's shown here in flight configuration while undergoing final tests at Fairchild Space and Electronic Co's Germantown, MD., facility. Antenna is 30-feet in diameter.

o review RCC policies and guidelines. To accomplish the above, the Univ. of Kentucky received \$1,433,000 for the courses, the RESA received \$500,000 to organize and monitor the operation of the courses. The ARC receives \$200,000 to direct the project.

The reading course format is modeled on the New York State Department of Education In-service Reading Program. The course emphasizes practical techniques and shows Appalachian classroom teachers how to use the techniques. For each of the seminars, an audio link between the classroom sites in the RESAs and the studio is maintained for one-hour-and-forty-five minutes, for question asking.

The career-Education program development for K-6 focuses on ways K-6 grade teachers can structure curriculum around the world of work. How to help students acquire self-awareness, decision-making skills, occupational information, academic skills, and healthy attitudes toward work is covered.

The career-education seminars for Junior and Senior high school teachers consists entirely of live video from the RCC studio at the University of Kentucky. As a result of weekly feedback via audio connection, it is possible to alter subsequent presentations, thereby adapting the content of the on-going course more toward the expressed needs of the participants.

The initial seminars deal with career-education themes chosen after analyzing in-service career-education materials and career-development literature in the ERIC collection. The final half of the course focuses on implementation procedures. Since the partic-

ipating teachers are to serve as career-development resource persons for students, administrators, parents, and other members of the community, they need to know how to deal with day to day situations that will come up. The programs, therefore, must have the flexibility and the potential to deal with their real problems.

Four-Channel Audio as an Instructional Activity

A 15-minute pre-programmed audio review of the video content follows each program that is not a seminar. This procedure demonstrates satellite capability for multiple-channel synchronized transmission. Through headphones a participant hears a question, usually in the form of a problematical solution. He pushes one of four buttons on a touch pad to indicate the response he judges is most appropriate. He immediately hears a description of the factors he should have considered when making his response. The four channels are carried by satellite. The RCC automatically polls each student position and sends an appropriate signal corresponding to the buttons pressed. Coded two-tone bursts determine what gets passed to the students.

The incorporation of a response-accumulation device in the four-channel console makes possible the collection of data useful in program revision. This mechanism records student responses to questions related to desired outcomes. In this manner, it is possible to determine which behaviors the program does not adequately prepare the student to perform and the

program can be revised (before release of the program if a pilot group is tested).

The response-accumulation device in the four-channel audio console also provides a mechanism for in-house revision of video segments before they are released. This procedure entails having a group similar to the target audience view each completed video. They are told whenever the light over the television comes on they are to turn the dial to A if they understand what is being said or B if they do not understand. They can be asked to answer any yes-no type question. From the recorded responses, it is possible to chart effective and ineffective sections in the program. By charting these responses, areas in the program in need of reworking are revealed. In normal operation, the responses are recorded on a cassette which is mailed to the RCC for analysis.

Information-Retrieval systems backup

To supplement the limited depository of hard-copy or microfiche reference materials at each RESA site, the teachers in the courses have access to computer-based information retrieval systems: The Computer-Based Resource Unit (CBRU), the Texas Computer Retrieval System (CRS), the Select-Ed Prescriptive Materials Retrieval System (PMRS), as well as computerized index tapes to Educational Research Information Centers (ERIC), and Abstracts in Instructional Materials and Abstracts in Research Materials


The ATS Space to Group Operation

ATS-6 operations are ultimately controlled by the STS Operations Control Center (ATSOCC) located at the Goddard Space Flight Center and effected through the NASA ground stations at Rosman, North Carolina and Mojave, California. During periods when the Health and Education Telecommunications (HET) experiments are being conducted, control of the ground equipment is performed for NASA by the Federation of Rocky Mountain States at their Denver, Colorado Network Control Center (NCC).

The satellite carries two high-powered (22 watt) transmitters (operating in the 2.5 GHz range). Each transmitter will bounce a signal off the parabolic reflector to produce a southern beam and a northern beam forming a giant "footprint" on the earth, each beam approximately 500 miles long and 300 miles wide. Another ATS-6 transmitter (in the S Band) enables STD engineers at the earth station near Morrison, Colorado (13 miles southwest of Denver) to monitor all transmissions. This unit produced a "global" beam capable of being received by Denver as well as NASA earth stations.

On command from the Goddard Space Flight Center the spacecraft is repointed to shift the footprint. Design work of Denver-based STD engineers has resulted in the development of antenna/receivers costing about \$4,000 apiece, the lowest priced equipment of its type ever produced.

Many equipment suppliers are involved. The satellite was built by Fairchild Space and Electronics Co. It was launched by Titan III, built by Martin Marietta. The receiver was built by Hewlett-Packard, the antenna by Prodelin. The four channel response system was built by Audio Services Inc.; the A/V modulator by American Data. Westinghouse Defense and Electronics Systems provided field service.



This is a view from the Rocky Mountain Federation Network Coordination Center, Diamond Hill, Denver, Colorado. NCC controls two-way communications here.

(AIM/ARM).

The CBRU data base consists of units of study career-education topics. The computer matches set of objectives supplied for a particular class or individual to potential resources and strategies and print out a list of appropriate instructional activities, supplementary materials, and evaluative devices.

The Texas CRS with its 10,000-item data base identifies reading instructional materials. During satellite-televized programs, the teachers are shown how to fill in forms specifying the kinds of materials wanted. Requests are teletyped to the RCC for transmission to Texas. There the CDC 6600 Computer print out microfilm numbers, shelf numbers, and program titles and teletypes the information back to the RCC. The Recordak Microfilm Reader-Printer retrieves abstracts that correspond to the numbers, and either the abstract or the actual item is sent to the requester.

The PMRS, based on approximately 4000 instructional materials, is a manual retrieval system that permits the teacher personally to conduct searches for instructional materials, once certain variables are identified and translated into terms contained in PMRS thesaurus. The teacher is taught how to use the system during one of the satellite-transmitted programs.

The ERIC tapes allow computerized retrieval of selected citations of educational reports and journal articles from worldwide sources. AIM/ARM citations supplement the ERIC file; these citations are in same format and are assigned retrieval number by same system.

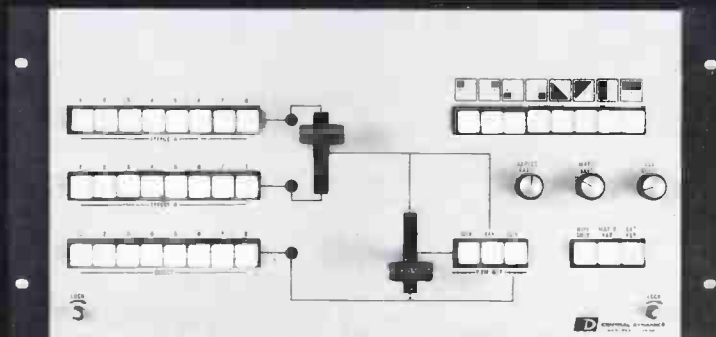
RCC reports that the information retrieval system was used only in a limited way this summer since teachers are not accustomed to availing themselves of the service. RCC will step up the "educational" effort but as of this writing it is not likely that this effort will be judged as vital to the program.

Transmission of Information requests

In order to determine the most efficient way to process information requests, three alternate and

Small is sometimes BIG ENOUGH!

Central Dynamics Introduces
The New VS-10
TV Color Production Switcher
for Mobile, CATV, Industrial
and Educational Applications



Priced at Only \$3350,
we believe it represents
a major value break-
through for professional
programming with true
broadcast quality

You don't always have to be big and sophisticated to make it as a TV Color Production Switcher. The low cost VS-10 is an 8-input, 3-bus, compact, self contained, vertical interval, solid state switcher with ample sophistication for professional programming with true broadcast quality. Impressive special effects, mix amplifier, wipe/key amplifier, output selector and broad operational capabilities provide real production talent. A unique automatic special effects preview allows presetting keys and wipes for smooth, dramatic transitions to effects. The VS-10 lets you chroma key, matte key, wipe or dissolve to keys, dissolve or wipe between program sources, dissolve to special effects, or insert titles. Other standard features include a Cut Bus and true On-Air tally system. The VS-10 is compatible with NTSC, PAL-M and PAL color systems. All this . . . plus the proven reliability of the largest and most sophisticated Central Dynamics Production Switchers.

Sometimes . . .
SMALL is Big Enough!

Control Features

- Wipe** - Fader positions A & B signals. Aspect Ratio Control varies configuration of 4 corner patterns.
- Keys** - Wipe Keys on or off. Key Level Control adjusts slicing level of key signals. Matte Level Control adjusts luminance value
- Mix** - Fader proportionally controls output signals from the Direct Bus and the Key/Wipe Amplifier.
- Switches** - Crosspoint and Output Selection switched in vertical interval with illuminated momentary pushbuttons. Wipe, Key Mode & Pattern switches are mechanically interlocked pushbuttons. Tally lights on each input bus indicate "on-air" signal.

Specifications

- Video** - 8 loop through inputs (BNC) externally terminated.
1 V p-p composite or 0.7 V p-p non-composite synchronous signals.
1 External/Chroma Key input terminated internally. (CDL Chroma Keyer Module is optional)
- Pulse** - 1 Sync input (BNC) externally terminated, 2 to 6 V p-p.
- Tally** - Relay interface with 14-pin Amphenol connector with mating connector.

Power - 115 VAC \pm 10% 60 Hz or 230 VAC \pm 10% 50 Hz (switchable). 50 VA.

Mounting - Rack frame mountable with hinged front panel. 19" (483 mm) W x 8-3/4" (22 mm) H x 7" (178 mm) D. All external connections are on rear of frame. 18 lbs. (8.5 Kg.)

Unit includes module extender, Operating & Maintenance Manual.

Central Dynamics has earned a reputation as one of the unquestioned leaders in TV Broadcast Equipment. Our standard line of production switchers are priced from \$11,000 to \$70,000.

The VS-10 is the first of a series to be engineered and priced to fill the gap between inexpensive, inadequate switchers and the more sophisticated, expensive ones.

Solid-state technology, and volume production techniques allow the VS-10 to be offered at this remarkable price.

However, you purchase the VS-10 with complete confidence that it is backed by the engineering experience, integrity and reputation of Central Dynamics.

We are convinced, as you will be, that the VS-10 Broadcast Quality, TV Color Production Switcher is the best value available on the market. We're delivering production units now.

Order yours today . . . at only \$3350.



CENTRAL DYNAMICS LTD

Canada:
147 Hymus Blvd., Montreal, Que., H9R-1G1
514-697 0811


U.S.A.
230 Livingston Street, Northvale, N.J. 07647
201-767-1300

See the New VS-10 in operation at the NAEB Show, Booth 15

Circle 125 on Reader Service Card



This large antenna is the Denver Uplink Terminal located at Morrison, Colorado. Satellite position is controlled from Rosman, N.C. and Mojave, Calif.



Typical remote antenna installation (this one at Fredonia, N.Y.). Parabolic antenna picks up ATS-6, the helical antenna the ATS-3. Local educational TV translator tower in background.

complementary communications systems are being tried out:

- Voice transmission, via the ATS-3 Satellite during the times it is available to project personnel, and simulated satellite transmission, via long-distance and lines at other times. (In some cases, the ATS-3 has not worked well and land lines were necessary.)
- Facsimile transmission via Xerox facsimile telecopiers installed at the RCC and each RESA (slow scan TV will also be tried this spring by the Veterans Administration)
- Teletype transmission via TWX installed at the RCC and each classroom site.

Transmission of the AESP courses

In transmitting RCC-produced materials, interfacing techniques include the telephone links necessary to transmit audio and video signals from the RCC in Lexington, Kentucky, to Rosman, North Carolina, for the uplink there and the downlink to ancillary and lead RESA sites.

Except for four-channel audio, all the RCC-produced programs are linked at Rosman, North Carolina to ATS-6. Since the North Carolina uplinks does not have the capability for transmitting multiple channels, the four-channel audio programs are uplinked at Denver, Colorado to ATS-6. Data, voice (questions the audience asked during the seminars), and information requests, are transmitted via ATS-3 from the six intensive sites (the five lead RESAs and the RCC).

The Rocky Mountain Federation Program

As mentioned earlier in this report (and in BM/E April, 1974), career education is the major thrust in the Rocky Mountain area which involves 56 sites. Unlike the Appalachia experiment, however, courses will be aimed at *students* as well as teachers.

Intensive in-service training of teachers and coordinators preparing them to work with students preceded the daily programming to students.

As in Appalachia audio talk back is a feature. In 2 of the 56 community sites, talk back is possible.

As part of a Rocky Mountain Materials Distribution Service, teachers at the 56 rural schools have received catalogues from which they can request 460 videotaped programs on subjects such as history, social studies, mathematics, career education and others.

When a teacher requests video material, it is taken from a "library" at the STD facility in Denver and the program is then transmitted to the school via ATS-6. The request can be made via ATS-3 or by conventional means of communication, i.e., telephone or postal service.

In all about 5,000 junior high school students view the programs at the 56 "closed" sites but additional thousands of students will be able to view the programs on twelve of thirteen public television stations in the eight states.

The career education programming will emphasize three areas: self-assessment, to help students to measure their own needs, interests, aptitudes, and skill; career information, to provide data about the spectrum of career options open to a young person; and specific decision-making skills, to help students make sound choices based on their improved understanding of their own potentials and the realities of the job market.


Seven hours and 12 minutes per week has been assigned each of the two "footprints" Rocky Mountain East and Rocky Mountain West. About 121 hours of programming will be broadcast in each footprint between now and May 15, 1975.

The Rocky Mountain Federation is also going to reach the public via the satellite. The first evening program explored consumer and business interests in the major order industry. It began on Thursday, September 26.

These programs are also being carried on twelve public television stations in eight western states. PE covers 87 percent of the population. The addition

SUPER 8 IS HERE.

The new KODAK SUPERMATIC 8 Processor lets almost anyone on your staff get expert film processing results.



the push of a button. And a little light goes on to tell you when it's time to push the button. Automatic threading and no special plumbing installation... just an ordinary tap and drain will do.


It all boils down to this: Super 8 film is economical. Our new KODAK SUPERMATIC 200 Sound Camera gives you the portability you need for local features, news and commercials. With quality thrown into the bargain. And our new SUPERMATIC 8 Processor develops your film fast.

Take a closer look. Take advantage of easy super 8.



The SUPERMATIC 8 Processor is a complete film processing lab in a cabinet-size unit that virtually anyone can operate. It features a rapid-access operation that processes a 50-foot roll of the new KODAK EKTACHROME SM Film 7244 in just 13½ minutes.

And it's so easy to operate.



The chemicals come in color-coded bottles that fit only in the proper slots. It automatically flushes and cleans itself at



Please send me more information on all your new professional super 8 products, including the new KODAK SUPERMATIC 200 Sound Camera, pictured here.

Return this coupon to:
Eastman Kodak Company, Dept. 640-PR
Rochester, New York 14650

Name _____

Address _____

City _____

State _____ Zip _____

the 56 small town locations raises the coverage to about 96 percent.

Succeeding programs will be transmitted by satellite on Thursdays at three week intervals each month with the final program to be broadcast April 24, 1975.

Director Gordon Law said the most important aspect of the 10-program evening series will be *interaction* between moderators and guests in STD's Denver studio with viewers in communities involved.

Among topics to be explored besides the mail order business are (1) interpersonal communications; (2) ramifications of strip mining and oil shale development; and (3) cultural characteristics of the eight states in the STD project.

Other topics are: choosing and evaluating careers; the effect of cooperatives on agriculture; childhood development; health services; and issues of concern to the elderly.

In the concluding evening program, viewers will discuss issues affecting their states and region with governors of the eight states served by the STD.

Formats of all but one program are based on approximately 28 minutes of live and taped programming with the remaining 22 minutes devoted to interaction.

Veterans Administration Program for Exchange of Medical Information

Ten Veterans Administration hospitals located within the Appalachian footprint of the satellite are

participating in a series of satellite broadcasts aimed at developing new methods of exchanging medical information.

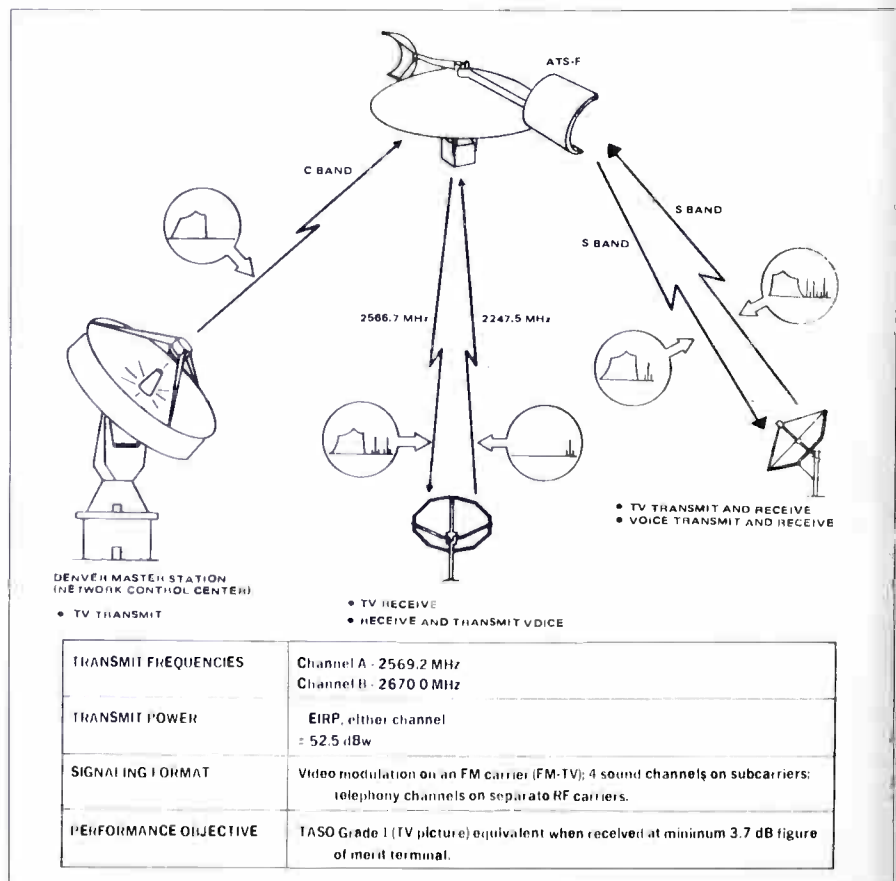
The topics of the broadcasts, which were selected by the hospitals as those they needed most and were most interested in, will be the subjects of films and videotapes developed in the National Medical Audiovisual center in Atlanta. Robert Shamaskin, a deputy director of the Veterans Administration, reports that over 90 medical subjects will be covered in the eleven month program: "Everything from dandruff to toe itch."

The broadcasts, scheduled to run about 2 1/2 hours a week for a year, will also include live exchanges in the following formats:



- Video seminars, in which groups at the VA hospitals will ask questions of a physician moderator at the center in Atlanta and receive comments over a return audio channel.
- Televised presentation of patient cases from one hospital to participants at other hospitals.
- TV teleconsultation, in which doctors at VA hospitals will consult with specialists at teaching institutions. Patients and clinical material may be televised.
- Computer-assisted instruction, in which physicians and staff members will participate in programmed instruction, including history-taking, diagnosis and management of various clinical problems.

The participating hospitals are located at: Altoona, PA, Beckley, West VA., Clarksburg, West VA., Dublin, Georgia, Fayetteville, North Carolina, Johnson City, Tennessee, Oteen, North Carolina, Salem, Virginia, Salisbury, NC and Wilkes-Barre, PA.

Educational system capability is depicted here. At left is TV transmit, center is a typical school terminal, at right the capability in Alaska which includes remote TV transmit. Some talk back communications is via the ATS-1 and ATS-3. Table refers to capabilities for the HET experiment (not Alaska).



Circle 126 on Reader Service Card



A Stitch in Time..

Our CP-16 Maintenance Training Seminars are a vital aspect of our total product back-up and service philosophy.

We believe that knowing how to carry out some immediate repairs on your CP-16 camera in the field may well be the critical difference between "blowing" an assignment or carrying it out successfully.

Designed for TV-newsfilm/documentary cameramen, TV station and dealer service technicians, our CP-16 workshop/seminars emphasize effective trouble-shooting, preventive care and simple repairs under field conditions.

Among those attending our first CP-16 training seminar was Charles Darling, Newsfilm Production Supervisor at KMGH-TV7 in Denver, Colorado. KMGH-TV recently won the 1974 National Press Photographers Association "News Station of the Year" Award. Darling's evaluation of the seminar follows:

"Any professional motion picture camera, subject to the abuse of news situations, will eventually develop problems. It is rare, however, that a working photographer can receive a factory 'crash' course in servicing his own reflex sound camera.

"The time spent in the mechanical and electronic phase of instruction will enable us to evaluate problems on the spot, without expensive and time-consuming guess work, and minimize downtime. Of special importance was the ready access to factory production and engineering personnel. The segment on optical components, conducted by Angenieux Corporation, was an added bonus that completed the program.

"Cinema Products is to be congratulated for demonstrating its leadership as a manufacturer of 16mm newsreel equipment and for its continuing response to the rapidly changing demands of TV communications."

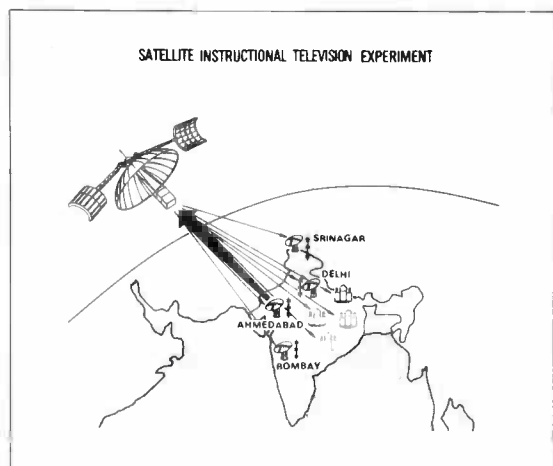
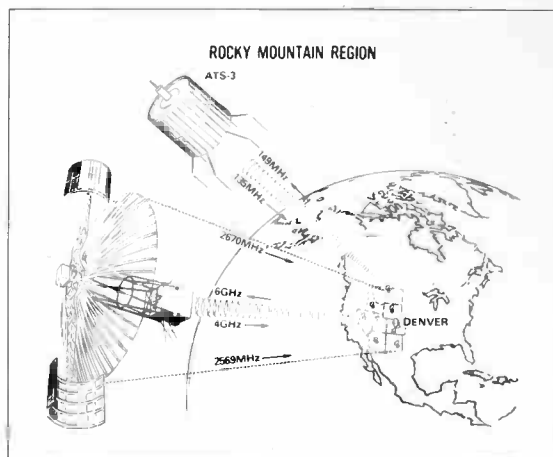
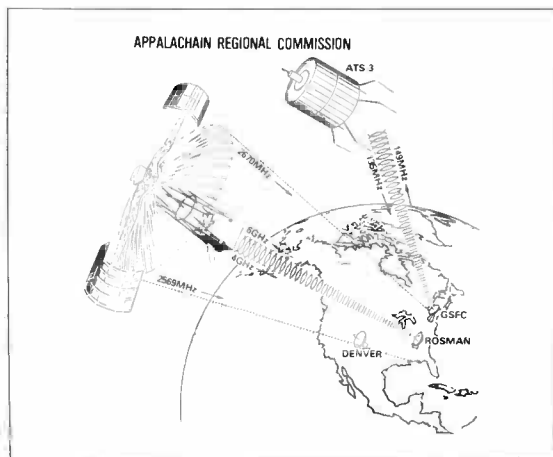
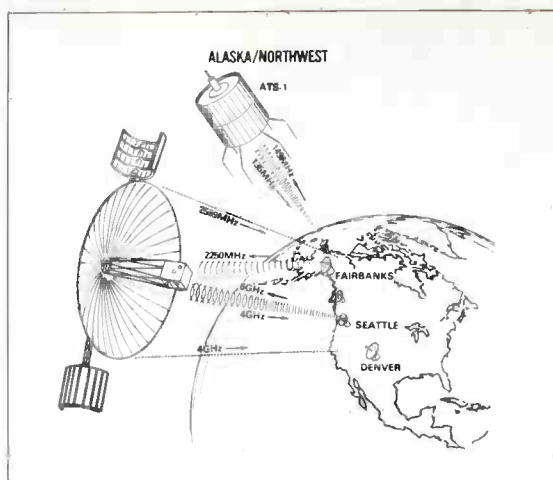
We hope you will be able to join us at our next CP-16 Maintenance Training Seminar.

For further information, please phone or write to:



cinema E products
CORPORATION

Technology in the Service of Creativity
2037 Granville Avenue, Los Angeles, California 90025
Telephone (213) 478-0711 ■ Telex 69-1339 ■ Cable: Cine devo



These diagrams quite graphically illustrate how satellites are being used and their area of coverage. The India experiment will not begin until next year.

Cooperative Program Development


If the video/seminar courses distributed by satellite are indeed as outstanding as the initial feedback indicates, their creation must be chalked up as a major accomplishment. How could something really so high quality and effective be put out in such short order? The answer is cooperation and participation.

RESA directors of the Appalachian experiment that BM/E talked to were enthusiastic. We asked one director in the north if her teachers could fully relate and identify with programs produced in the south (Kentucky). Her reply was that this was no problem whatsoever. RESA directors participated in the setting of course objective and Univ. of Kentucky film

crews actually came into the various sites to film techniques used by successful teachers. We asked D Norfleet Williams, deputy program director at Kentucky, the secret to this cooperation. His reply: "We gave them a piece of the rock."

Dr. Harold Morse, AESP project director says the satellite was the catalyst in getting a high quality course developed for region-wide use. If it were not for the satellite, such region wide acceptance might have been unlikely.

He continues, "RESAs are being tied together across state lines and are learning to rely on each other's expertise in certain areas. They are exchanging materials and equipment. Some RESAs have extensive libraries, others have great facilities in computer facilities. All are discovering the advantages of coop



The TBC-800 can keep your masterpiece from becoming a mess

For a long time, now, a good many videotape production managers have overlooked one of the most important differences between quad and helical VTR equipment: most of the quad machines have time base correctors; most of the helical recorders don't.

Nowadays, high quality helical recorders have servoed capstan motors, which is a step in the right direction. Now, the Ampex TBC-800 is a further step toward insuring good playback performance including insert edits.

The only way to arrive at a completely stable playback signal is to run everything through a time base corrector. That's what happens inside every broadcast station quad VTR, and that's what you have to add to your capstan servoed helical VTR output before you'll have a masterpiece of a production.

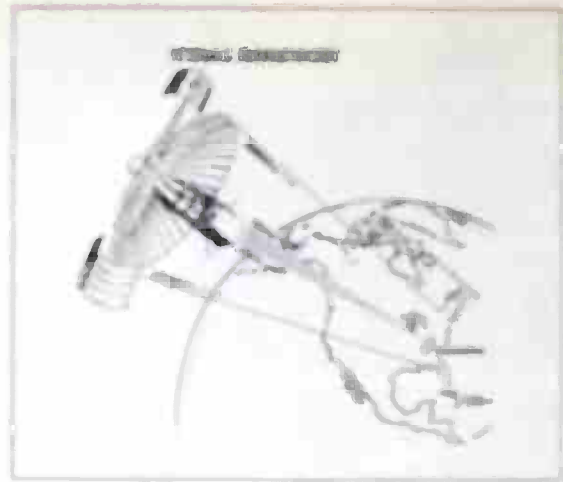
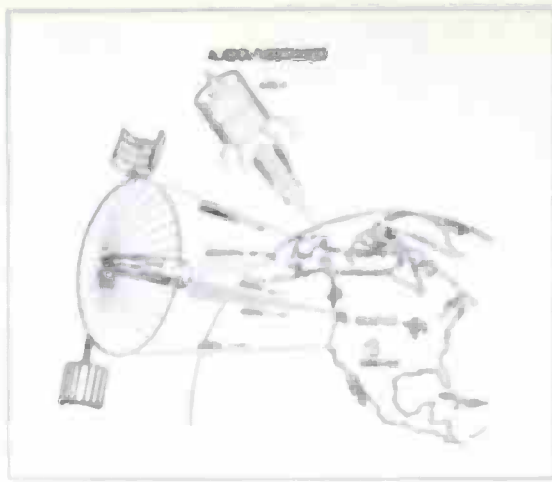
Time base correction is every bit as difficult to achieve as you might imagine. The incoming signal is converted from analog to digital format, reshaped, retimed, and then reconstituted. The circuitry is complex, and the engineering effort involved years of laboratory work at Ampex.

Toughest of all was our own requirement that the TBC be reliable enough to stick in the rack and forget.

When you add the TBC-800, you add the most reliable professional production product bearing the name of Ampex.

for broadcast... requirements...
To use an...
converter, your...
model, with the...
you're the last...
Your local...
the TBC-800...
Or you can...
Either way, you...
taping a masterpiece...





These diagrams quite graphically illustrate how satellites are being used and their area of coverage. The India experiment will not begin until next year.

Cooperative Program Development



If the video/seminar courses distributed by satellite are indeed as outstanding as the initial feedback indicates, their creation must be chalked up as a major accomplishment. How could something really so high quality and effective be put out in such short order? The answer is cooperation and participation.

RESA directors of the Appalachian experiment that BM/E talked to were enthusiastic. We asked one director in the north if her teachers could fully relate and identify with programs produced in the south (Kentucky). Her reply was that this was no problem whatsoever. RESA directors participated in the setting of course objective and Univ. of Kentucky film

crews actually came into the various sites to film techniques used by successful teachers. We asked I. Norfleet Williams, deputy program director at Kentucky, the secret to this cooperation. His reply: "We gave them a piece of the rock."

Dr. Harold Morse, AESP project director says the satellite was the catalyst in getting a high quality course developed for region-wide use. If it were not for the satellite, such region wide acceptance might have been unlikely.

He continues, "RESAs are being tied together across state lines and are learning to rely on each other's expertise in certain areas. They are exchanging materials and equipment. Some RESAs have extensive libraries, others have great facilities in computer facilities. All are discovering the advantages of coop-



The TBC-800 can keep your masterpiece from becoming a mess

For a long time, now, a good many videotape production managers have overlooked one of the most important differences between quad and helical VTR equipment: most of the quad machines have time base correctors; most of the helical recorders don't.

Nowadays, high quality helical recorders have servoed capstan motors, which is a step in the right direction. Now, the Ampex TBC-800 is a further step toward insuring good playback performance including insert edits.

The only way to arrive at a completely stable playback signal is to run everything through a time base corrector. That's what happens inside every broadcast station quad VTR, and that's what you have to add to your capstan servoed helical VTR output before you'll have a masterpiece of a production.

Time base correction is every bit as difficult to achieve as you might imagine. The incoming signal is converted from analog to digital format, reshaped, retimed, and then reconstituted. The circuitry is complex, and the engineering effort involved years of laboratory work at Ampex.


Toughest of all was our own requirement that the TBC must be reliable enough to stick in a corner and forget.

When you buy an Ampex TBC-800, you add the final link in your helical production process. You'll be able to show your production the way you visualized it, without warping, without flag-waving, without color errors, and without jitters. And if your program is good enough

for broadcast use, your videotape will meet all FCC requirements for picture stability.

To use an Ampex TBC-800 digital time base corrector, your helical VTR must be a non-segmented model, and the capstan motor must be a servo type. If you're that far along, we'll take you the rest of the way.

Your local Ampex distributor has information about the TBC-800, and can arrange for a demonstration. Or you can contact us directly for a free brochure. Either way, you'll be a lot closer to taping a masterpiece.



Ampex TBC-800

AMPEX

Ampex Corporation
Audio-Video Systems Division
401 Broadway
Redwood City, California 94063
(415) 367-2011

Circle 127 on Reader Service Card

eration. These linkages are likely to remain long after the satellite project is over.”

Alaska's Health/Education Telecommunication Experiment

Alaska's objective in conducting experiments with the ATS-6 satellite is to develop information needed to improve the quality of planning to meet specific telecommunications needs in the State. Demonstrations will serve as models for services which might be made available on an economically feasible basis in the future.

Eighteen small earth stations, which will receive

high-quality television and provide two-way voice communications to other stations in the system, will be situated within the portion of Alaska covered by the ATS-6 beam. Four of these earth stations will have the additional capability of transmitting television. The Alaska education experiment has been allotted four hours and forty minutes per week by NASA.

The selection of the instructional topics is based upon an assessment of needs conducted by the Alaska State Department of Education in January, 1973. The programs will cover:

1. Instructional Programming (elementary grade level). The following components will be involved: Early Childhood Education; Basic Oral Language Development; Health Education; Teacher In-Service Training. Consumer committees comprised of par-

The Scope of ATS-6 Health/Education Telecommunications Demonstration

Satellite Technology Demonstration—The STD is funded by the National Institute of Education, U.S. Department of Health, Education, and Welfare (the National Aeronautics and Space Administration is providing the satellite, advisors, and some of the supporting technology) and is being developed and managed by the Federation of Rocky Mountain States. Many other entities are also harnessed to the effort: HEW's Office of Telecommunications; the offices of the governors and chief state school officers of the participating states; the Rocky Mountain Corporation for Public Broadcasting; local school superintendents and boards, community leaders—a vast network of national, regional, state and local participants.

The Federation of Rocky Mountain States, headquartered in Denver, was established in 1966, as a partnership of six mountain states—Idaho, Montana, Wyoming, Utah, Colorado, and New Mexico. (Nevada and Arizona, while not members of the Federation, are also participating in the STD.) Its aim is to involve state governments and private sectors, as well as their resources, in an cooperative effort to solve regional problems and to promote and plan for the orderly development of the region. (Its councils and committees are involved in numerous studies and activities ranging from transportation to natural resources, from market development to human resources, from arts and humanities to telecommunications.)

The STD is one part of NASA's overall Health/Education Telecommunications Experiment on the ATS-6. The two other regions participating are Alaska/Pacific Northwest and Appalachia. Sixteen sites in thirteen states in the Appalachia region—including a production center at the University of Kentucky at Lexington—are participating in an experiment utilizing the ATS-6 and the ATS-3 to program remedial reading and career education to teachers. In the same region ten Veterans Administration hospitals are linked by the satellite system in a patient-oriented experiment.

Alaska and the Pacific Northwest Programs—Nineteen sites in Alaska and two in the Pacific Northwest are also participating in health and educational programming, including teacher training in remote areas. WAMI, standing for Washington, Alaska, Montana, and Idaho, is conducting experiments in medical education and diagnostic services involving universities in the states. Further, the Indian Health Service will experiment with the satellite sys-

tem to study its potential in alleviating an acute shortage of medical practitioners among Indian populations in the northwest.

Network discipline for all the HET transmissions is being maintained through a Network Control Center at the STD facilities in Denver.

The Appalachian Education Satellite Project—The Appalachian Education Satellite Project (AESP) is a joint venture of ARC under the auspices of the National Institute of Education (NIE) and the Applications Technology Satellite (ATS) experiment (with support from the National Aeronautics and Space Administration). The Appalachian Regional Commission (ARC), established by the Appalachian Regional Development Act of 1965, is the federal-state agency Congress delegated to promote the over-all development of the Appalachian Region. ARC brings professional expertise and federal monies to bear on pressing regional problems, ranging from highways to health and education services. Local and state governments implement objectives established by ARC by developing relevant programs and contributing to their funding.

ARC has initiated and served as coordinator of various Appalachian educational programs. Consequently when it was known that satellite time could be obtained for NASA-approved projects, ARC helped HEW, NCET (National Council for Educational Technology), and NIE conceive an education technology demonstration that eventually became known as the Appalachian Education Satellite Project (AESP). AESP is a communications experiment demonstrating the feasibility of delivering via satellite (in-service education courses and supporting information services in career-education and elementary reading) to teachers in the Appalachian region.

The immediate educational objective of the AESP is to improve the effectiveness of the classroom teacher, thereby upgrading the quality of reading and career-education instruction available to Appalachian students. AESP hopes to determine if the linking together of existing organizations, like the Regional Educational Service Agencies (RESAs), and communications satellites can result in more effective and significant in-service teacher training.

AESP will also examine the effectiveness of the instructional sequence of televised lecture, audio questions with immediate feedback, ancillary practice activities, and review testing. It will further demonstrate the feasibility of developing central computerized information systems for delivery via satellite.

**how many
switches
should your
switcher switch
when your
switcher should
switch switches...**

**a little?
a lot?**

For any size distribution switching system, TeleMation makes the switcher. The new TVS/TAS-1000 Series Video and Audio Distribution Switchers - Compact (8 3/4" rack frame) - Professional (radical, new crosspoint and control designs) - Inexpensive.

Call TeleMation for solutions to distribution switching problems.



TeleMation, Inc.

P. O. Box 15068, Salt Lake City, Utah 84115, (801) 487-5399

Circle 128 on Reader Service Card



Class of teachers at Fredonia, N.Y. watches program broadcast from the Univ. of Kentucky via ATS-6.



Close-up of students participating in four channel audio lessons. Audio from ATS-6 depends on which of four buttons is pushed.



Installation at Fredonia uses teletype with VHF interface to communicate via ATS-3.



Veterans Administration uses studios of KMGH-TV, Denver, to initiate broadcasts.

ents, Native leaders, teachers and administrators have been organized to oversee program design and development within the Early Childhood Education, Basic Oral Language Development and Health Education components. There are three committees, one for each of the broad topic areas.

In all of the instructional programming components the capability for audio (and in some cases, video) interaction is a keystone of the over-all program. Most programs will have built-in pause points for response. Circuits for the audio interaction will be provided by the ATS-1 satellite, which is currently being used for educational and medical experiments in Alaska. Four of the ATS-6 terminals will have video transmit as well as receive capability.


2. Public Broadcasting (general population). Two elements are involved, Viewer Defined Programming and PBS/NPR Interconnection. The Viewer Defined Programming experiment will be centered around a program entitled "Alaska Native Magazine." It will be presented in several Native languages, and English, simultaneously, by employing ATS-6's four audio channels.

This experiment will be designed and managed by Alaska Natives. A committee will serve as the initial content-determining body for the "Alaska Native Magazine." Each week, 30 minutes of film, video tape, and in-studio production featuring Natives and

Native concerns such as Native Land Claims, Pipeline Impact and Native Arts and Culture, will be produced and be broadcast to all earth stations in the field. This will be followed by 30 minutes of panel discussion, question and answer, suggestions for further programs and any other interaction desired for this. In localities where it is possible, the program will be rebroadcast by a local public TV outlet, including some mini-transmitters (0.5 to 10 watt output). When broadcast, the program will have built-in pause points, where audio (and perhaps video) feedback from the viewing locations can be accommodated. These pause points will also allow viewers to express opinions and ask questions. This project will use the satellite to allow the consumer to determine the content of future programs and could well lead to future systems of consumer-controlled communications.

The PBS/NPR interconnect element will demonstrate the use of low-cost earth stations for receiving radio and television network programming. It is intended to determine, by audience measurement, the urban Alaska reaction to live programming as contrasted to that received after delays of 12 hours to one month.

Specific responsibility for the ATS-6 program is assigned to Dr. Charles Northrup, Satellite Experiment Coordinator, Office of Telecommunications. He will have overall responsibility for continued planning and



The Color Video Digitizer



Here's a new low-cost A/D video digitizer that gives you high quality real-time conversion of color TV or other video bandwidth waveforms. Only \$2300 in onesy-twoseys, it's also available in OEM order lots at substantial discounts.

FEATURES:

Conversion rates to 15MHz
• 8-bit (1 in 256) resolution • 75 Ohm, 1V full scale input • Precise track-and-hold performance • Balanced ECL

output drivers • Differential ECL strobe input • Easy-to-fix PC card construction
• Converts NTSC or PAL color signals
• Has a companion D/A converter for only \$700 to ensure system compatibility.

Data sheets are available. And our reps will be delighted to arrange a demo. Call or write Biomation, 10411 Bubb Road, Cupertino, CA 95014. Phone: (408) 255-9500. TWX 910 338 0226.

biomation

Circle 129 on Reader Service Card

conduct of the experiments in Alaska, and for liaison with federal agencies and other participants in the demonstration. He will coordinate and guide the educational experiment, operations, and utilization functions.

In addition to the educational experiments which are described in great detail in the program plan and in the summary, there will be in Alaska as indicated by the schedule, experiments in medical education by the Washington, Alaska, Montana, Idaho Medical Program and experiments in health care delivery the Indian Health Service. The Indian Health Service will utilize full video interaction among the villages of Tanana, Galena, and Ft. Yukon and will use full video interconnection with the city of Fairbanks and

will have video receive capability in the city of Anchorage. The W.A.M.I. program will utilize two earth stations in Washington State and the inter-activity earth stations in Fairbanks.

Next, India

The ATS-6 is currently in geosynchronous orbit 22,300 miles over the Galapagos Islands for experiments in the United States. After its first year in orbit, the 3,080-pound satellite will be repositioned to a new orbit over Kenya in Africa. From this position, over 2,500 villages in India, where television and motion pictures have never been seen before, will witness educational programs on modern agriculture and health—including family planning—through a broadcast directly from space.

The Future—From AESP Overview—Technical Report No. 2

The AESP project demonstrates ways to use "satellite power" to make quality education accessible to all, regardless of where they live. What the AESP and other satellite communications experiments eventually could lead to staggers the imagination:

- a University-via-Satellite, broadcasting on 25-40 channels, in-service training courses for teachers, doctors, lawyers, engineers, and other professionals, the courses being prepared continually by RCCs at universities across the country;
- national or international multiple-channel satellites that make possible: (1) interlibrary sharing of resource materials, (2) the bringing to the classroom of famous people from all parts of the world, (3) the broadcasting to schools of subjects requiring competencies not available locally, (4) the transfer of instructional information from a large central computer to local request centers, and (5) the connection of students to groups at other locations for discussion.

Designing such a system requires the consideration of many educational, social, political, administrative, and economic factors, such as how to develop quality software, how to establish a national network without sacrificing heterogeneous interests of regions, and how to secure funding for the building of satellites. In *Nation's Schools* (October, 1973) it is estimated that it will cost 50-100 million dollars to build, launch, and operate a 12-channel satellite with a maximum life expectancy of seven years.* If the benefits justify the creation of a national network of communications satellites, it is likely that effective implementation procedures can be developed.

There are several things that schools can do now to prepare for education-by-satellite. They can consider installing a cable system that can be connected to an inexpensive satellite receiving antenna or a cable TV network that is tied to a remote satellite receiving station; familiarize school personnel with audio-equipment; plan and write proposals for the use of satellite facilities.

If the Appalachian Education Satellite Project ends in the fall of 1975, these things remain:

- 15 sites in Appalachia equipped with TV receivers, 4-channel audio, teletype intercommunicators, libraries, and specialized instructional materials;
- 1200 Appalachian teachers who have completed in-service training courses;
- 4 graduate-level courses available for use on closed-circuit or educational television systems;
- a staff at the University of Kentucky experienced in the development of software and the management of education-by-satellite projects;
- a nucleus of trained teachers to work with RESAs

to provide similar experiences for their colleagues;

- a mass of data analyzed and interpreted to guide the designing of similar projects.

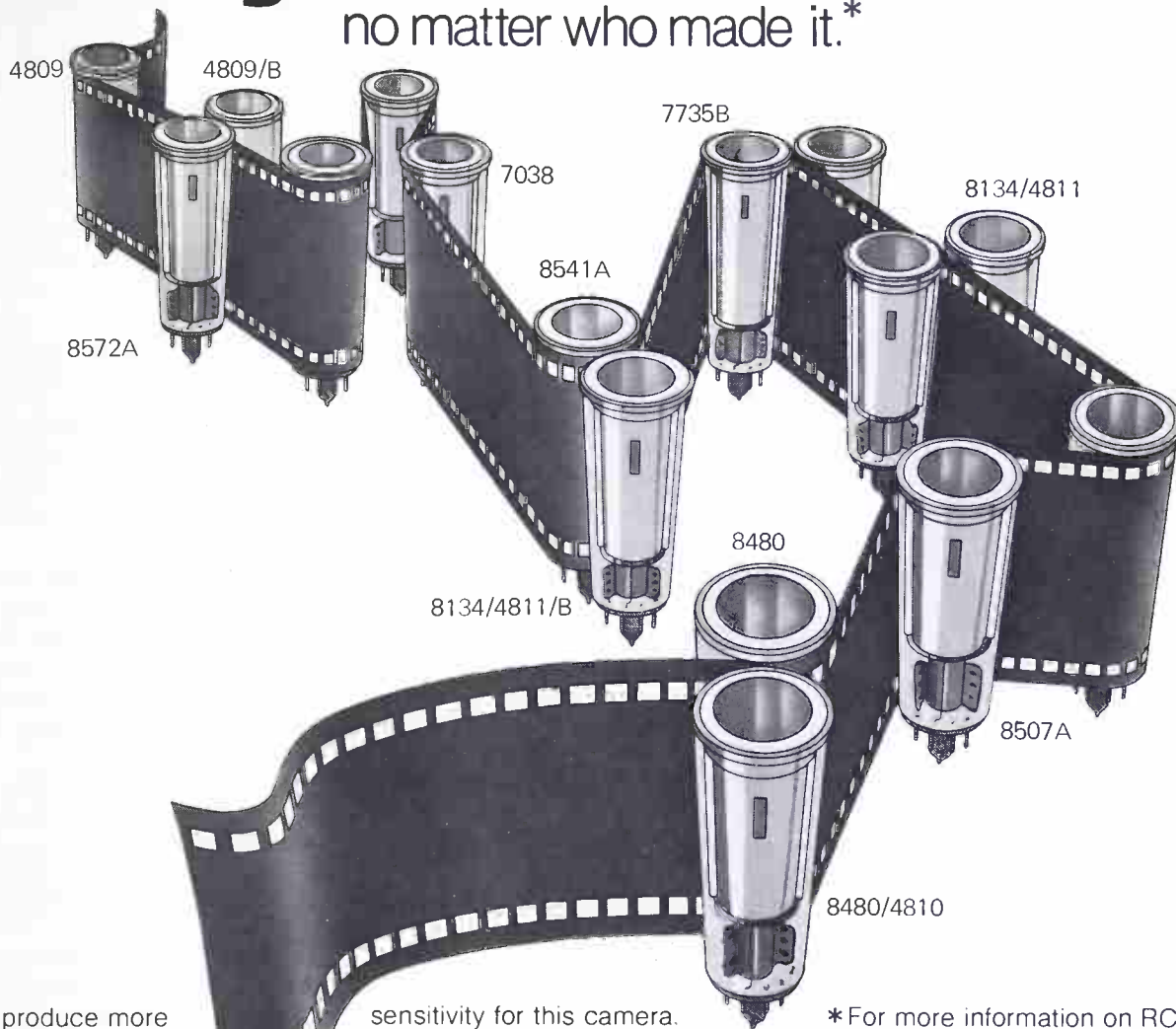
In 1975 when the ATS-6 satellite is repositioned over India, the AESP experiment formally comes to an end. What happens after 1975 depends on whether local school systems, State Departments of Education, the ARC and NIE want to support continued educational programs via satellite. Perhaps, ETV stations, universities, and school systems across the region will re-use the taped portions of the AESP courses for in-service teacher training; or the RCC at the University of Kentucky will become a training center for personnel from other universities or groups who plan to produce satellite education programs; or the RCC at the University of Kentucky will continue to produce software for an expanding number of courses and RESAs.

The problems and mistakes as well as the accomplishments of the Appalachian Education Satellite Project contribute to the information base necessary for the use of satellites as educational and communications media. "The age of inordinately expensive, fractional effort, typified by 'n' teachers (of 'x' capability) individually preparing 'n' lessons for 'n' topics in 'n' classrooms in 'n' schools (*Educational Technology*, August 1972, p. 10) may one day be as outmoded as the one-room schoolhouse.

** Another approach to economics was provided by Howard H. Hupe, of HEW at the National Conference on Open Learning in Higher Education, Lincoln, Nebraska, Jan. 16-18, 1974. Hupe estimates on a leased basis that one satellite channel costs \$600 an hour and the programming costs \$10,000 per hour. These are fixed costs based on 24 hour a day satellite service. If the average learner uses the service 2 hours a day, it takes at least 12 learners to fully use a day's service—on the basis of one learner per course. To reduce the cost per learner, bigger audiences are needed. If there were 120,000 learners altogether and there are 12 segments in the learning day (2 hrs. each per day) that works out to 10,000 students per course. Thus the satellite cost per student is \$.06 and the program cost is \$1.00. To this must be added the local receiver station cost which is estimated to be \$15,000 per year (including a technician operator). Based on 3000 sites and 40 total learners per site, the distribution cost is about \$.56 for a total cost of \$1.62 per learner. By increasing the total learners to 1,200,000 and learners per site to 400, costs (satellite, program reception) drop to \$.156 per learner per hour.*

Select RCA film pick-up vidicons for your camera...

no matter who made it.*



We produce more types of Vidicons for film pick-up than anybody else.

We make so many because we've learned that top film camera performance requires tailoring Vidicons to camera requirements. And our applications engineers have studied them all.

Take our 8480/4810 and 8134/4811 film pick-up Vidicons, for example. The specifications defining their performance characteristics are controlled to provide exceptional service in the RCA camera model TK-27. And we also make type 8134/4811/B to assure a high blue-channel

sensitivity for this camera.

Or consider our 4809 and 4809/B Vidicons. They're recommended because they are specifically designed, manufactured and tested to produce best performance under conditions imposed by today's 3-tube color film pick-up requirements. The 4809/B is specifically processed and tested to meet blue-channel sensitivity requirements. Both of these tubes have been successfully applied in the RCA camera model TK-28.

This is the kind of tailor-made performance you can count on throughout the full RCA Vidicon line. Take advantage of it now.

*For more information on RCA Vidicon replacements for film cameras such as the TK-21, TK-22, TK-26, TK-27, TK-28, PE-24, PE-240, PE-245, IVC-92, IVC-92B, IVC-210, IVC-230, IVC-240, as well as the 1500 and TCF-3000, see your RCA Representative or RCA Camera Tube Distributor. Or write: Commercial Engineering, RCA, Harrison, N.J. 07029.


RCA Electro Optics

Dial Access is Alive and Well at Ann Arbor

The Univ. of Michigan's computerized language lab is successful and expanding. Some two hundred programs can be switched to a host of student carrels. Secret of reasonable cost and simple design is a time division multiplex scheme as a substitute for crossbar switching.



Students can dial-in requests for a specific tape which would then be loaded on a cart player. Computer, below, assigns tape player to student carrel.



Request stations in student carrel

View of the pdp-11 computer which handles all traffic.



Photos courtesy of Jim Bixler.

When Erwin M. Hamson, Director of the Language Lab at the Univ. of Michigan wrote the guiding rule to a new facility five years ago, he said "Equipment ought not be installed which precludes the use by students and teachers of any present or foreseeable technique." This goal has pretty much been achieved with a random access "Instructomatic" system installed by Visual Electronics Inc.

The equipment poses no real constraint on how the academic staff can use the lab and the system can be adapted to experimental modes or new uses. In 1974 the university decided to add a remote cassette recorder facility. This, along with other innovations proved to be quite easy as will be described in a moment.

The system is dubbed RAMP for Random Access Multiple Program system. It can switch 200 different programs to 168 student dial-in stations. This number could be expanded. The whole system is under computer control—the computer is a Digital Equipment Corp. pdp-11.

The computer provides a number of operating features. Following are a few examples:

Computer assigns a player to the student—The student is given a program catalogue which includes a number to dial for each program. The computer will connect the student to a player and start it if that program happens to be already loaded on a player. This is not likely. If this is the case, the computer will signal the operator to obtain that program cartridge from the library and tell him which player to load it on. The computer will then connect that player to the student and start the player.

Instructor control—Any instructor in the Language Dept. can enter any student carrel, identify himself to the computer by ID number and be connected with any of his own students in attendance (using their ID number) to listen or talk with them. He can do this in an automatic mode whereby he continues to press only one button and he is successively connected to each of his own students. The switching system uses the time division multiplex technique whereby all 200

Continued on page 46

program audio channels are encoded onto busses. Recorders are located at each student listening station.

The objective of the time division multiplex design was to reduce the high cost of a switch matrix necessary to enable several hundred students dial access to hundreds of audio program sources. For example, for 200 students to reach 400 programs, not unreasonable numbers, a matrix of 80,000 crosspoints is required.

Time division multiplexing serves the basic purpose nicely and has several unique benefits. Many formats are possible but in Visual's System ES Electronic Switching equipment the method is built around 100 audio signals each amplitude modulating one of 100 pulses. Each pulse is about 200 nsec wide and the complete series of 100 pulses is fed on a distribution bus with a repetition rate many times higher than the highest audio frequency. This multiplex bus (about 5 Mhz in bandwidth) and synchronous clock pulses are connected to as many as 1000 student dial decoder circuits. A student, for example, then dials 032 and his decoder selects the 32nd pulse in the series of 100 and detects the audio with which it has been modulated.

As many as 10 multiplex busses, each with 100 audio signals, can be fed to each student decoder and the desired bus is then selected by the first of the three digits dialed. Thus the system has a capacity of 1000 students receiving any of 1000 audio programs simultaneously (100% trunkage in other words) without the enormous cost and complexity of a 1,000,000 crosspoint matrix.

An added requirement of such a system is that the audio source, normally a tape machine, must automatically start when dialed. In a standard switch matrix system, the load of the student headset when switched through the matrix to a tape machine, is sensed and used to start the tape machine. Since a multiplex system isolates this load and does not permit it to be sensed, another scheme is required.

To provide this "demand" start, the System ES includes a return bus to which only those pulses which have been dialed are added. This bus is connected back through all the program audio encoder circuits. Wherever these pulses find coincidence in an encoder, they start the associated tape machine.

Furthermore the pulses on this "demand" return bus, serve several additional purposes. Since they also are at the previously mentioned high repetition rate they are gated on and off by dial pulses to convey deck control information such as stop, fast-forward, reverse, record, etc., from the student's dial to his own particular deck.

Even more important, these "demand" pulses are then audio modulated by the student's microphone. Through detection circuitry associated with each encoder circuit and a connection to each tape machine, this audio is detected and recorded on the student-record track of the student's tape machine. Thus two way audio is established using a multiplex switcher normally considered to be a one way system. This two way audio also permits intercom between an instructor at the central switcher with any student in his carrel.

Although VTRs are not used at the language lab, video tape machines could be accessible for student

Continued on page 48

cut your editing down to size with Central Dynamics' EDS-200



The microcomputer Audio/Video Tape Editor for Commercial, Industrial and Educational Applications

The EDS-200 Automatic Editor and Synchronizer provides professional and economical assembly of master tapes. Utilizing its built-in SMPTE Time Code Reader, Microcomputer and program, the EDS-200 automatically locates, previews and records audio and video edits accurately . . . all to a *single frame!*

Single button scene location, entry and storage, audio and video synchronizing and switching (in *all* modes), automatic cueing, and simultaneous machine control cuts the tedium and time of manual editing. The EDS-200's modular design, multi-machine control and available options allow for easy and economical expansion to meet more demanding post-production requirements.

Other features include:

- Can control several Quad, Helical and Multi-Track Audio machines.
- Built-in, sensitive and accurate SMPTE Time Code Reader compensates for poorly recorded time code and can read in all modes.
- Performs Time Code duration calculations.
- Keyboard controls permit simple entry of new data, corrections or changes.
- Automatically stores scene locations from a single control.
- Audio & Video operations are selectively independent or combined.
- Fully compatible for all on-line and off-line editing operations . . . NTSC or PAL.

For the complete story on the EDS-200, Video Tape Editing and associated equipment, call or write today!



CENTRAL DYNAMICS LTD

Canada: 147 Hymus Blvd., Montreal, Que., H9R-1G1 514-697-0811


U.S.A. 230 Livingston Street, Northvale, N.J. 07647 201-767-1300

Need System Flexibility?

Get more out of your present IF heterodyne or baseband microwave by providing convenient add-on subcarriers with the NEW FARINON FV40 VIDEO SYSTEMS.

YOU CAN ADD

- AM channels for order wire, alarms and control, data and message circuits, with full drop and re-insert access at repeaters.
- FM channels for high-quality program audio transmission.



THE NEW FV40 MAKES IT EASY

to add these auxiliary facilities plus 70-MHz modulators and demodulators, clampers, amplifiers, duplexers, emphasis networks. All housed in compact transmitter-receiver equipment shelves powered by 115 vac or 24/48 vdc.

AND, OF COURSE

Farinon

MAKES IT

at:
Farinon Electric
1691 Bayport Avenue
San Carlos, CA 94070
(415) 593-8491

Circle 132 on Reader Service Card

DIAL ACCESS

dialing.* Therefore there is a long list of other features such as convenient dial code cubes to easily change dial numbers when a tape machine breaks down, lights on the decoders to show system activity at a glance. The University of Michigan has just ordered from Visual a significant expansion. Some 30 RMCR-3 Remote Cassette Recorders will be added in the central control facility and a software program provided to integrate them with the computer.

Thus, by dial control alone, the following features are provided:

- A student can obtain control of a cassette recorder if his ID number indicates it is authorized.
- The student can select a program to be inserted in a cartridge player, which is then automatically connected to his carrel speaker and to his cassette recorder's program channel and both machines are started.
- While the program is being recorded on the student's cassette program channel the student can record on the cassette's student channel.
- When the program cartridge ends, the cartridge unit recues and is released for other students and this is detected by the computer.
- The student retains dial control of all functions of his cassette recorder including replay of the program and student channels and re-recording on the student channel.
- The system includes a printer which provides both the operating and the teaching staffs with duration and date-of-usage information by number of student, carrel, machine and program, important for service and maintenance of the system and for studies of the teaching program.

The Ann Arbor facility is also adding 50 Radio Q Cartridge Units, dual channel, for additional program source decks. These broadcast quality players are warranted by the constant use a language lab gives such equipment and the high quality audio required for language studies. The original 168 position system cost about \$300,000.

The University of Michigan's Language lab is heavily used. The Language Department has some 800-900 French students at any time and about 600 German and 600 Spanish students. Russian is taken by 200-300. Chinese by a fewer amount. Altogether there are 27 languages taught. The lab is not used for self-taught courses. All work is auxiliary and supplemental to classroom work. Nonetheless the regular use of the lab means classroom time is reduced since time spent in the class is more effective when students do drill or other assignments in the lab.

Hamson reports the lab is full from mid morning into the afternoon. The lab is open from 8-12 on Saturday and at 2 pm on Sunday afternoons. **BM/E**

* *Video frequencies are too high for inexpensive multiplexing. Therefore Visual's System VS Video Switching equipment "bridges" the student's dial line for the audio system and a solid state video matrix with a dial decoder switches the video associated with the audio. There are normally fewer video tape machines and fewer video monitor equipped carrels; so the higher cost video matrix is not so great a price penalty.*

The same perfectionist attitude that's in our most expensive microphones sets the pace for all AKG mikes. Some of them are so unique they're patented. Like the special AKG "two-way" dynamic microphones. They combine two microphone elements in one housing. You get improved highs and lows without the "booming" proximity effect. And virtually no feedback.

Another is the C-451 condenser microphone system. It is the only interchangeable component microphone system in the world. You can attach six different microphone modules for different recording functions on one compact preamplifier. You save on costs. You get versatility and high performance.

AKG even makes a condenser microphone—the C-24.

This single microphone can record an entire symphony orchestra in stereo.

Rock mikes? We have a range and variety that every artist will find palatable. Home recording, P.A., country and folk music, special purposes—there's even an AKG guitar pickup . . . and they all capture the exact sound any given situation generates.

Expect a lot from AKG microphones. They have the family reputation to live up to. See your professional equipment supplier. Or write to us directly for details.

AKG MICROPHONES • HEADPHONES

Distributed by
NORTH AMERICAN PHILIPS CORPORATION
100 East 42 St., New York, N.Y. 10017



Between \$50 and \$1,295 AKG has everything for pop, rock and Bach.



Circle 133 on Reader Service Card

Simplified Audio/Video Routing Requires Fewer Operators

By Joseph A. Maggio

When programming increases, initial solutions to production control fall short. Here's a new signal routing system which can handle a number of inputs/outputs with very few operators.

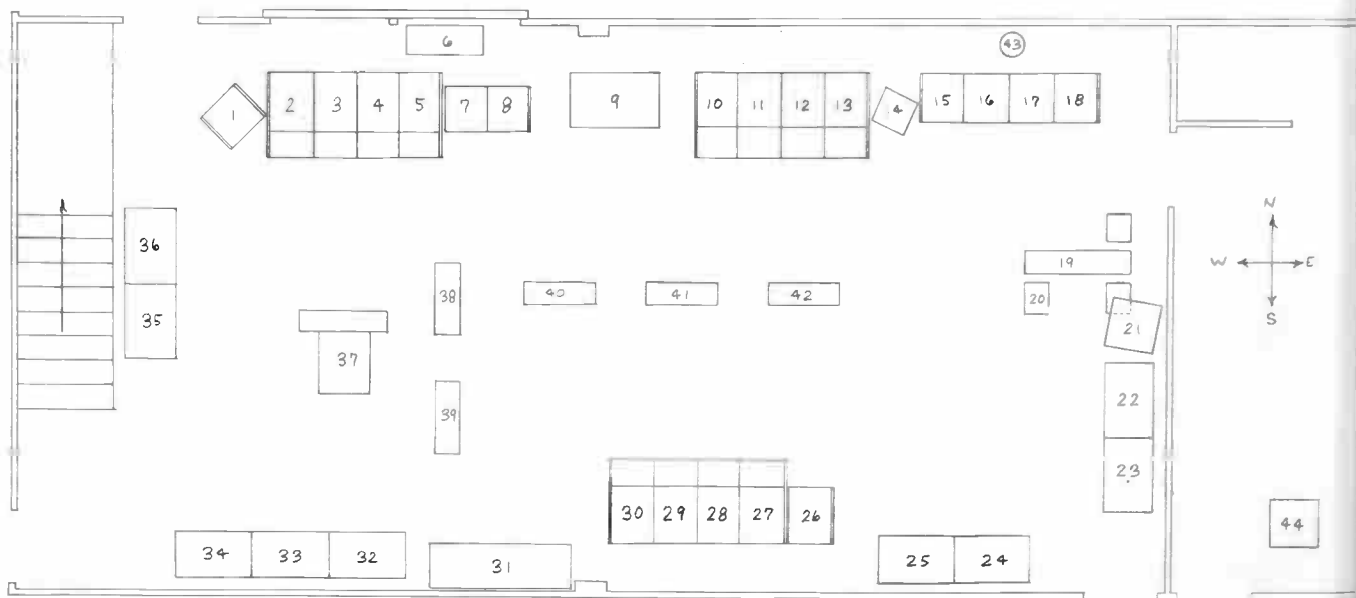
An instructional television system often expands its facility to accommodate the demand for more and better programming. The upgrading process usually means greater flexibility is incorporated and quality improved. The catch is, parameters of the newer system are extensions of the older. Problems that occurred with the original facility either have to be eliminated or they are likely

Mr. Maggio is Chief Engineer at the Dept. of Televised Instruction for the Spring Branch Independent School District, Houston, Texas.

to be compounded.

Spring Branch Independent School District, located in the suburbs of Houston, Texas, has been operating two-channel 2500 MHz ITFS system since 1965. At first a small room served as the Master Control area, and modified conference room as the television studio. But the system's success soon was apparent, and the television department requested that the school district expand the facilities to an updated four-channel 2500 MHz ITF system.

While the building housing the TV facilities was under



- 1 - prod. monitoring & A/V patch panel
- 2 - video prod.
- 3 - video prod.
- 4 - video prod.
- 5 - audio prod.
- 6 - prod. speaker
- 7 - audio turntable
- 8 - audio prod. & dist.
- 9 - station ID
- 10 - Channel 9 LFC
- 11 - Channel 7 LFC
- 12 - Channel 6 LFC
- 13 - Channel 4 LFC
- 14 - Channel 4 preview monitor
- 15 - transmitter equip.

- 16 - transmitter channels 7 & 9
- 17 - transmitter channels 4 & 6
- 18 - building R.F. dist.
- 19 - color film multiplexer
- 20 - color film controls
- 21 - hanging color monitor
- 22 - VTR 7 - color
- 23 - VTR 6 - color
- 24 - VTR 5 - b & w
- 25 - film rewind
- 26 - color prev., video dist. & A/V patch panel
- 27 - master prev. & audio dist.
- 28 - master "A" console
- 29 - remote controls
- 30 - master "B" console

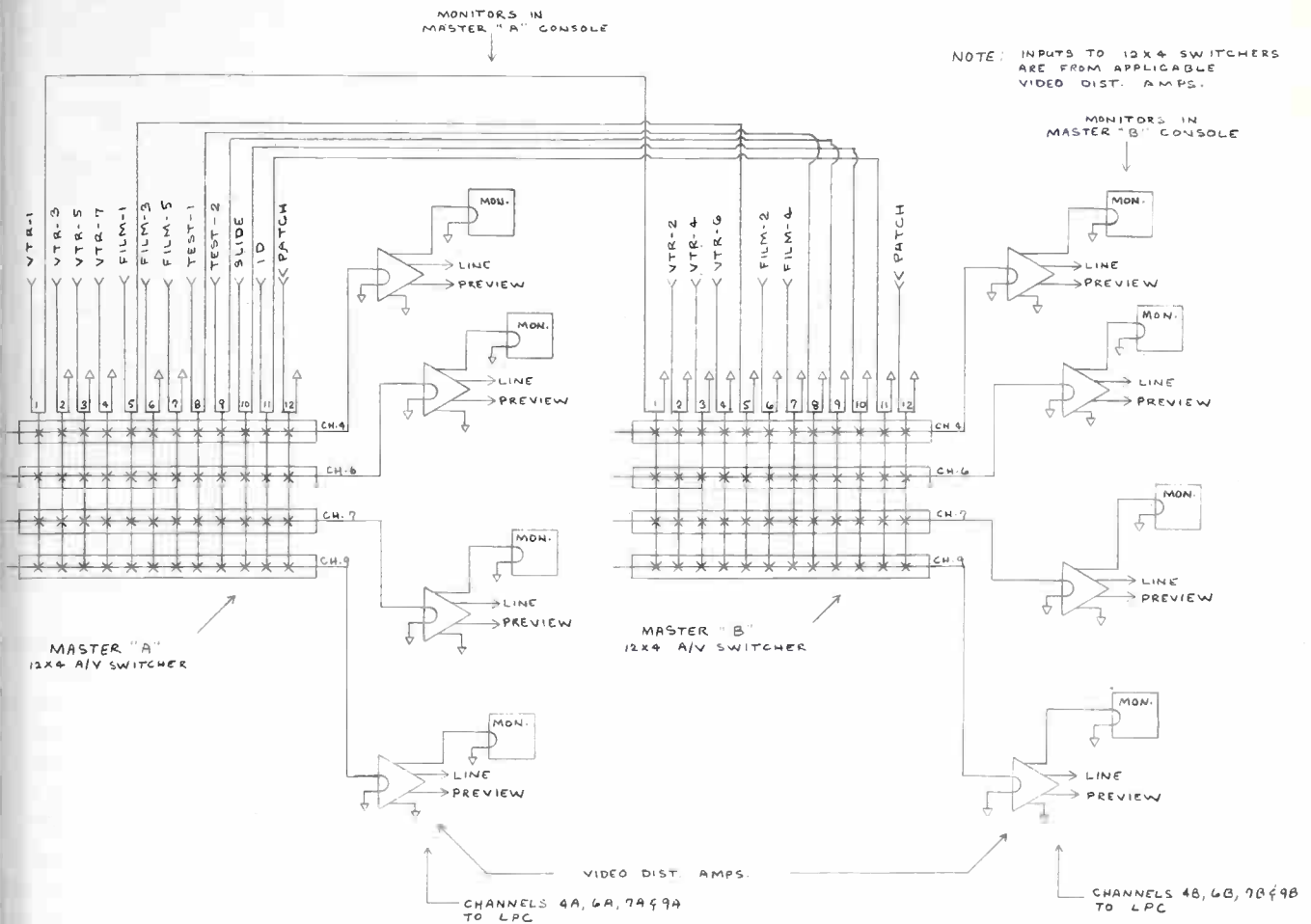
- 31 - film-edit workbench
- 32 - VTR 4 b & w
- 33 - VTR 3 b & w
- 34 - VTR 2 b & w
- 35 - film rewind
- 36 - VTR 1 - color
- 37 - slide chain
- 38 - film 1
- 39 - film 2
- 40 - film 3
- 41 - film 4
- 42 - film 5
- 43 - transmission line
- 44 - master clock & engineering equip.

Master control room a Spring Branch

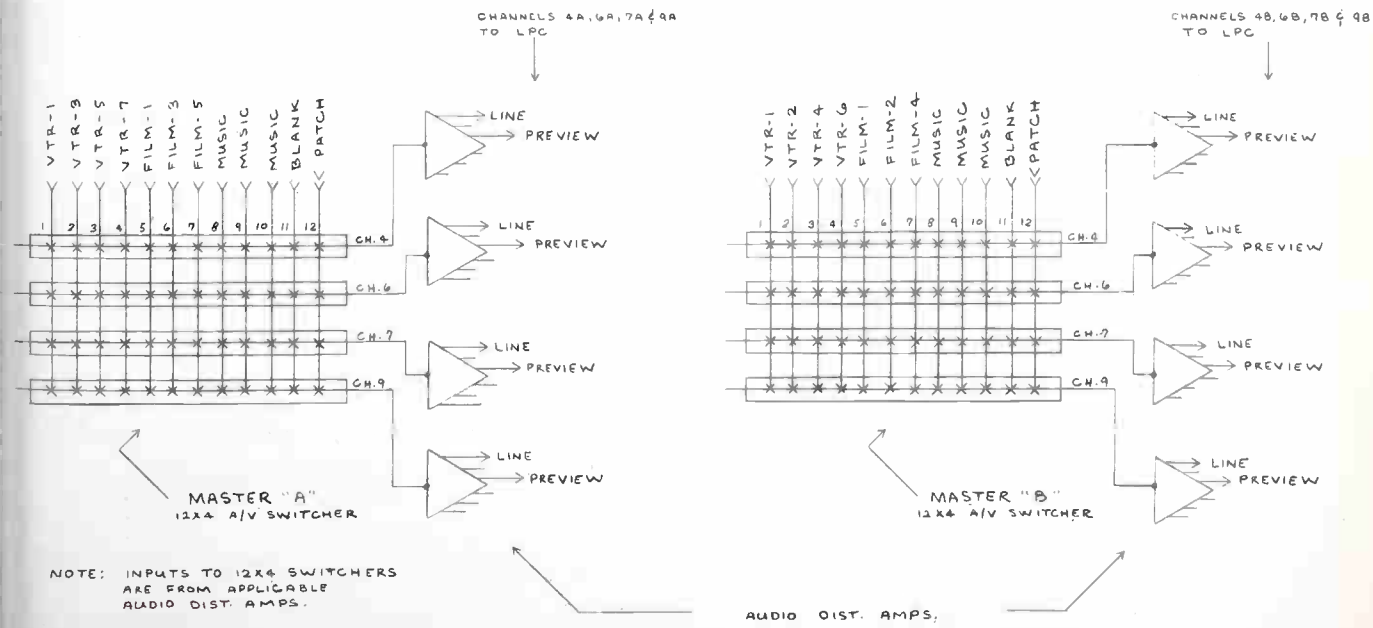
construction, the new system started taking shape—at least on paper. Written specifications indicated three channels would be broadcasting in black and white, and one channel in color. Funds were limited, so existing equipment was used, though primarily in the production area. But while money was spent updating equipment, a great deal of attention was focused on redesigning the

signal routing system for the broadcast area.

The objective of the new design was to help eliminate operational problems resulting from mass programming, and to ease the burden of growing pains. The new signal routing system can handle a number of inputs/outputs with the minimum number of operators, yet affords a superior on-air signal quality. This switching system also



Two master switchers A & B are used; VTR-1, Film 1, Test-1,2 and ID can be switched from either position



Audio input to the two master switchers

allows for future expansion with minimal costs.

Fig. 1 illustrates the location of the equipment in the Master Control Room. Seven videotape recorder/players (four black-and-white, three color) are located along three walls of the room. Five black and white film chains are located down the middle of the room with the threading side facing the Master Control Boards. There is one color film multiplexer. The production area is located in the northwest portion of the Master Control Room and is theoretically isolated from the broadcast area. Seven VTR's, six film chains, three test signals, one slide chain and the station ID comprise the eighteen inputs which can feed just one, or all four channels simultaneously. A 20 x 4 audio-follow-video switching matrix can easily do the job in this control room with as many as four operators routing input-sources to outputs; however, a new approach to signal routing is currently in use, using only two operators at the Master Control Board.

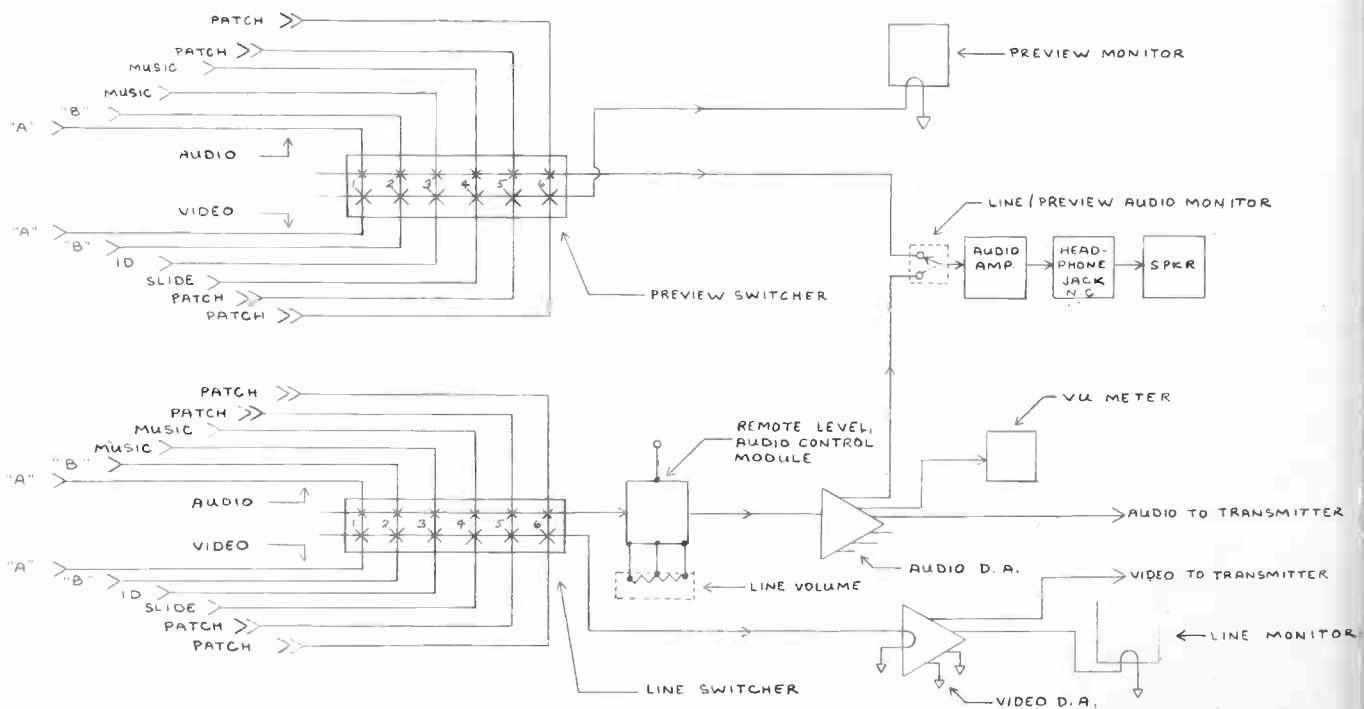
During the infant design stage of this signal routing system, the station manager was doubtful that operations would be easier, despite the anticipated programming schedule of airing some thirty-two programs during an eight-hour school day. Mr. Henry L. Thomas, director of Televised Instruction, said:

"As the station manager of a four-channel public school ITFS operation, one of the first concerns in basic design is making a large operation work professionally with a very small staff. When my engineer first mentioned our present design, I found it confusing. At first glance, it seemed too much to be done by too few people. The idea of only two people feeding four channels of programming frightened me."

Two Dynair 12x4 audio/video switchers are used, designated as Master "A" and Master "B" (Fig. 2 and 3). Master "A" switcher inputs are: VTR-1, VTR-3, VTR-5, VTR-7, Film-1, Film-3, Film-5, Test-1, Test-2, Slide, ID, and the 12th input is patchable from the patch panel. Master "B" switcher inputs are VTR-1, VTR-2,

VTR-4, VTR-6, Film-1, Film-2, Film-4, Test-1, Test-2 Slide, ID, and the 12th input also patchable. Both Master Switchers have VTR-1 and Film-1 in common which are used primarily for production; however, they can be used to back up the other sources by either Master "A" or Master "B" in the event of equipment tie-up, failure, etc. Both Master Switchers also have Test-1 (stairstep), Test-2 (multiburst), Slide and ID in common; a limited amount of built-in redundancy is necessary, since these four input sources can be switched on-the-air from either Master "A" or Master "B", if needed, when operating personnel is limited. Each Master Switcher has four outputs each: 4A, 6A, 7A, 9A, and 4B, 6B, 7B, 9B—a total of eight sources that may be fed to four channels.


There are four Line/Preview Consoles (LPC)—one for each of four channels. Since all are operated identically, explanation of one LPC is sufficient. The LPC is semi-passive; that is, an operator can route the program selected from either Master "A" or Master "B" to the transmitter via the LPC. One can associate this console to a small compact production unit where audio and video can be previewed independently of program (Line) audio and video. The LPC (Figure 4) has two 6x1 video terminating switchers with contacts wired for unbalanced audio: one switcher for the preview circuits, and one switcher for the line circuits. The inputs to the LPC 6x1 switchers are alike; they are: "A", "B", ID, Slide, Aux. 1, and Aux. 2. Aux. 1 and Aux. 2 are spare inputs which can be patched from the patch panel or, if needed, the system can be expanded to accommodate a Master "C" and a Master "D" switcher. The preview circuit of the LPC is used to preview programs before sending them to the line circuit. The line circuit of the LPC feeds the transmitter input for airing. The color film chain signal and a color bar test signal are switched at the LPC which handles the color channel; these two signals are used in lieu of Aux. 1 and Aux. 2 at this LPC. Audio volume is monitored and adjusted at the LPC with a volume control, VU meter,



There are four identical line preview consoles


an **ECONOMICAL** Choice!

with the **MAXI-**



\$10,795

or the **mini**



\$8,295

The **MAXI** features 16 inputs and the **mini** has 10. All inputs may be composite or non-composite. Four busses are standard but when combined with an "OBQS" (one bus split) the capabilities of an 8 bus system is attained. A keyer is down-stream to the effects enabling wipes (or fades) to be done behind ALL keys including chroma keys. Other **STANDARD** features are; a program channel processing amplifier, an internal blackburst-color matte generator, a 12 pattern **programmable** special effects generator, a positioner and a spotlight, a cutbar, program preview output switching, "split handles" on mix and effects, a 3-input keyer with a rate adjustable "blink" feature. All this plus more, much-much more! Ask any one of our 50 satisfied users of the ADC 556.

OPTIONS?

So many but there are a few — an RGB chroma keyer, Video-follow-Video, an OBQS, Pattern modulator, longer control cables.



AMERICAN DATA CORPORATION

AN **AIRPAX** COMPANY

315 WYNN DRIVE, N.W. P. O. BOX 5228 HUNTSVILLE, ALABAMA 35805 TEL. 205-837-5180

ADC SOUTHEAST
205-837-5180

ADC SOUTHWEST
713-941-7272

ADC MID-ATLANTIC
301-460-1454

ADC NORTHEAST
617-237-2600

ADC WEST
213-387-7756

Circle 134 on Reader Service Card



James Tate and Fred Carter operating Master "A" and Master "B" boards as Joseph Maggio, chief engineer, looks on.



Line/Preview console (LPC) operators, Barbara Bromie (left) and Judy Deal, monitoring on-air programs of four channels.




Overall production area view of the Master Control Room. Master Boards to the right, LPC across the room on the left, and the production consoles in lower left.

amplifier and speaker or, if need be, headsets.

More than six dozen video, pulse and audio distribution amplifiers are used in this system to help isolate load resulting from operator error, or from adding noise to or, in any way, disturbing the original signal. They also permit signal routing to various sources including patch panels. Normally, this system will operate efficiently without the aid or use of any audio or video patch. The patch panels can be used (1) to back up a switcher by re-routing the signal in the event of equipment failure; (2) to enhance the signal routing system during crowded broadcast scheduling; (3) to expand the operating capabilities of the Master Control Room in either the production or the broadcast areas.

Reviewing the signal routing: The signal path is from the source (tape or film), through Master "A" or Master "B", through the LPC to the transmitter. This system can be operated with four operators at the Master Board. However, at the Spring Branch Independent School District ITFS, only two operators are used at the Master Boards and two operators at the LPC. Results: Traffic congestion in the Master Control Room area has been eliminated; flexibility is increased when maintenance problems occur; and double-checking procedure has been added when airing programs. Dissemination of audio/video signals in this manner also results in a high efficiency of broadcasting on four simultaneous channels with few "on-air" problems.

BM/



Crowd controller.



Talk about trouble-free remotes! The Shure SE30 Gated Compressor/Mixer gives you mixing, "hands-free" gain riding, and 600-ohm line output capability—all in one portable, professional package. Its unique Gated Memory circuit licks the "pumping problem" by holding the compression level constant during program pauses, and releasing it when the signal returns—eliminating crowd noise build-up between words and sentences. In news, sports, and special events remotes, the SE30 compresses *in the field*, so signal-to-noise ratio is optimized for superior telephone line transmission and higher program quality—without manual gain riding! Functionally engineered, with self-contained standby battery power supply, built-in tone oscillator, VU/dB compression meter, and full compatibility with associated professional equipment. For complete information, write:

Shure Brothers Inc.
222 Hartrey Ave., Evanston, Ill. 60204
In Canada: A. C. Simmonds & Sons, Limited.



SHURE®

Circle 135 on Reader Service Card

High-Precision TV Amplitude Measurement: Unique "Offset" Method Introduced

With the new Tektronix Model 1480 waveform monitor, a calibrated one volt is applied to lift alternate H-lines vertically, leaving the remainder at "base" level. Adjusting amplitude to put the bottom of "upper" cycles on the same level as "top" of lower cycles gives signal amplitude exactly equal to one volt. The new instrument also has other novel operation modes for more efficiency in TV and VTR testing.

The pressure for more accuracy and speed in checking the performance of TV systems has been growing sharply in recent years. The new Tektronix Model 1480 Waveform Monitor, which recently superseded that company's popular Model 529 monitor, gives TV measurement precision a large boost with a new way of adjusting a TV signal to match a calibrated voltage level.

Called by Tektronix the "offset method,"* this new testing mode can be illustrated by its use in adjusting level of line 17 of the vertical-interval test-signal system (VITS). As shown in the photo, line 17 includes, among other elements, a luminance bar at the "top" of the signal, a sine-squared pulse, the standard staircase signal, and a sync pulse showing the sync tip or "bottom."

When the calibration mode is switched on, a 1-volt square wave accurate to $\pm 0.2\%$, with a period of 4H, is added to the signal. This lifts two complete lines of the signal vertically by exactly one volt. The following two lines stay at the "base" level.

Another new operation mode of the monitor, a "sweepback" or "foldback" system that can bring later cycles of a signal back into sweep coincidence with earlier ones, is now brought into play. The two cycles at "base" level are brought back so they are under the two lifted, or "offset" cycles. (See p. 58) The luminance bars of the upper lines are exactly one volt vertically above the luminance bars of the lower cycles.

Then the signal amplitude is adjusted so the sync bottom of the upper cycles is in vertical coincidence with the luminance bars of the lower cycles, the amplitude will be exactly one volt.

This method avoids several sources of inaccuracy inherent in the long-time standard method: adjusting a calibrating voltage to fit closely into convenient graticule markings, and then adjusting the signal to the same markings. There is the uncertainty in fitting the calibrating voltage to the lines, and the uncertainty in adjusting the signal voltage to the lines. Then there is

any change that occurs in vertical gain between the two adjustments (which are sometimes separated in time by a considerable period). And in many cases there is graticule parallax to add to the error. Even worse is the old "shop" method of marking the CR with a grease pencil.

Tektronix claims that, with the calibrating voltage accurate to $\pm 0.2\%$ and a general setting accuracy of $\pm 0.2\%$, the basic accuracy is $\pm 0.4\%$. Differences in level come out to about 0.8 dB per graticule line (an internal graticule on the Model 1480 eliminates parallax), which allows good estimations for a basic resolution to about 0.1 dB. But the instrument has a calibrated 5X vertical multiplier; with this applied, the resolution of the amplitude adjustment process is of the order 0.02 dB! Older methods had no comparable magnification of the adjustment resolution.

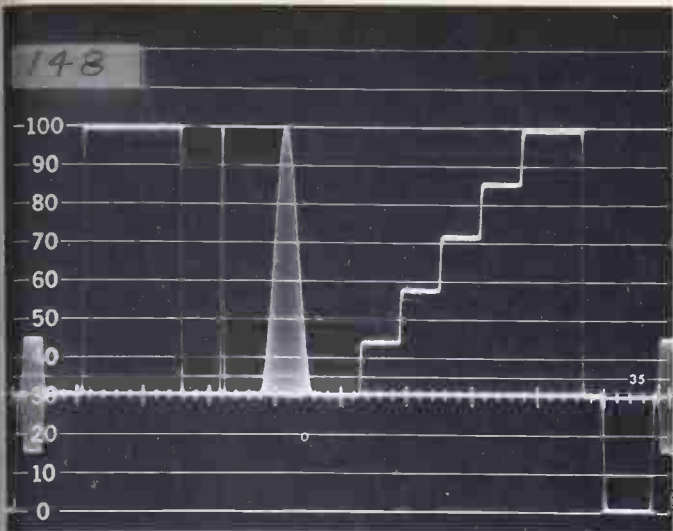
The accompanying photographs illustrate a number of phases of the operation as applied to the VITS line 17 display. They also illustrate the use of another feature of the monitor, the built-in noise filters, that improve adjustment accuracy with very noisy signals, at two levels. With controls set "flat," no filter is applied; with the "IRE" setting, highs are attenuated without appreciable distortion of the signal. This effect a significant reduction of the noise (not illustrated by photo). If the signal is very noisy, further reduction is available with the "Low Pass" setting (upper right hand photo p. 58).

The offset method can be used to measure amplitude of the picture alone by setting the DC restorer to "back porch" rather than to "sync tip" (a switchable choice). Then the back porch is the "bottom" of the display, and the picture amplitude can be adjusted or measured, with luminance bar and black level brought into coincidence. The sync amplitude cannot be measured directly with the offset method, but it is easily calculated as the difference between the overall level and the picture level.


It is obvious that the offset method described can be used to measure a great variety of signal voltage levels with comparable accuracy. The usefulness of the mode extends well beyond the analysis of VIT and of TV signal waveforms in general.

* The offset amplitude adjustment method was developed by Dr. L. G. Weaver, Tektronix European Engineering Consultant.

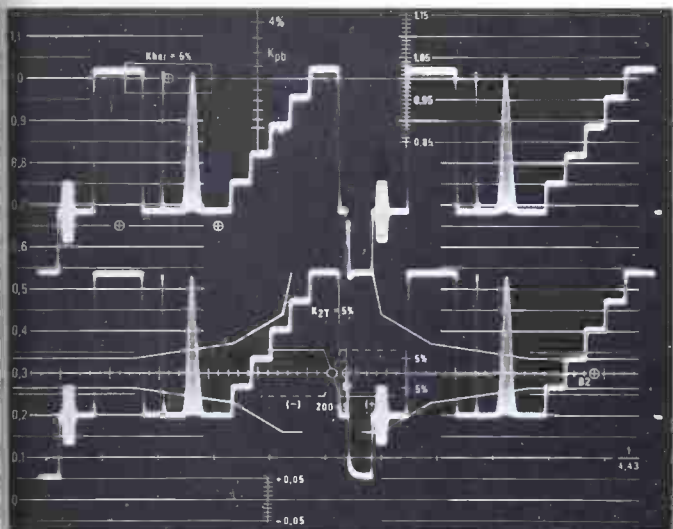
continued on page 57



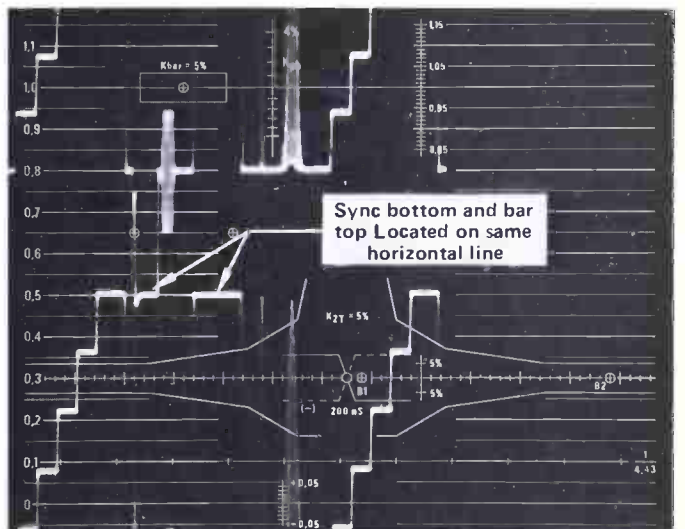
Line 17 of VITS. Key elements for offset method are luminous bar at top, and sync "bottom."




This photo shows how display is locked to the calibrating square wave.




This is normal display on waveform monitor 1480 at reduced amplitude.



With correct setting of gain control sync bottom and bar top are on same horizontal line.



This shows how display would look with gain 10% too high.



Display here is with level 10% low.

PERFECT YOUR CCTV SYSTEM WITH COSMICAR® LENSES

A rich variety of COSMICAR CCTV lenses will ensure you to satisfy any of your technical purpose.

Be sure to get the finest image recording results with quality COSMICAR lenses.

EE lenses:

- F.L. 16mm F/1.6 for 2/3" Cameras
- F.L. 12.5mm F/1.4 for 1" & 2/3" Cameras
- F.L. 25mm F/1.4 for 1" & 2/3" Cameras
- F.L. 50mm F/1.8 for 1" & 2/3" Cameras



Also available are scores of other lenses, ranging from 4.8mm to 150mm telephoto, zoom and those motordriven among them, for immediate delivery after being tailored to your specifications.



COSMICAR OPTICAL CO., LTD.

424, Higashi-Oizumi, Nerima-ku, Tokyo, Japan

Cable Address: "MOVIEKINO TOKYO"

Representative & Service Office: Asahi Optical (America) Inc. 15 East 26th Street, New York, N.Y. 10010, U.S.A.

Circle 136 on Reader Service Card

Here's Our Video Switcher



Video Switcher
Special Effects Generator
Model 7000

**DYNASCIENCES
CORPORATION**

video products
TOWNSHIP LINE ROAD, BLUE BELL, PA 19422
Telephone: (215) 643-0250

BLUE BELL, PA 19422
Telex: 84-6358


**Here
Are 13
Bozen
Ways To
Use It**

we've added color matting!

Vertical Interval Switching (8-input) • Horizontal Wipes • Vertical Wipes • Corner Wipes • Keying • Matting • Mixing • Fading • Lap Dissolve • Superimposition • Internal Black Burst • Remote Control Capability • Auto Preview Capability • Tally Switch Capability • Sync Adding Capability • No drive pulses required • plus it is a 3-buss unit which accepts 8 synchronous inputs and 5 non-synchronous inputs • For further information, contact: Dynasciences Video Products.

Circle 137 on Reader Service Card

Top-of-the-Art Engineering To Get Full Play At NAEB Convention



The emerging evidence of satellite viability for domestic networking, the most recent advances in the digital handling of audio signals, and a new, highly efficient video time compression system that has worked well in educational television, will be among the topics to give cogency and timeliness to the engineering sessions of the 50th Anniversary Convention of the National Association of Educational Broadcasters.

The Convention will run November 17 through 21st at the Hilton Convention Center, in Las Vegas, Nevada. It will also include an equipment exhibit with more than 60 manufacturers signed up at the time this issue went to press. (See list below.)


Some of the other engineering topics will be: a report on a quantitative comparison of videotape recorders; two papers reporting new uses of vertical interval reference signals; a new approach to computer-managed graphics; and a new super-accurate VU meter.

There will also be a report on FCC actions and trends, by Harold Kassens, Assistant Chief of the Broadcast Bureau; a round-up on the progress and outlook for public broadcasting, with a distinguished panel from public broadcasting engineering and management; and a panel discussion, "Quality Audio—Where Do We Go From Here?"

The session on satellites will include a demonstration of transmission via the Applications Technology Satellite 6, which is being used for dissemination of educational programs in Alaska, Appalachia, and the Rocky Mountain area. Philip A. Rubin, director of engineering for the Corporation for Public Broadcasting, will present an "overview" of satellite technology and John Ball, manager of transmission for the Public Broadcasting Service, will report on the experiments of that organization in the use of mobile satellite receivers for networking.

The report on digital audio will be from R. Evar Wetmore, assistant manager of transmission, PBS, and the super-accurate VU meter will be reported by its developer, Wayne Hetrick of National Public Radio.

The time compression system called VIDAC, is a joint project of the Georgia Educational Television Network and the Westinghouse Corporation. The use of VIDAC will be described by O. Max Wilson, Director of ITV for the Georgia Network, and the technical description will be by Henry Diambra, vice president, engineering, of Westinghouse. **BM/**



Discussion of ATS-6 satellite is a big topic at NAEB. The unusual photo of the ATS-6 in flight (on page 60) was taken by the onboard TV camera. You are looking at the deployed 30-foot antenna which produces a high effective radiation power. The spacecrafts two solar panels can be seen projecting from behind the antenna. The satellite was put into orbit by Titan IIIc. (For more on the ATS-6 Health Education Technology program see article beginning on page 30.)

FCC RULES AND REGS

cont. from page 27

ompliance with the Fairness Doctrine, the broadcaster need only specify the date and time of the *particular* program which presented a contrasting view of the relevant issue. The Commission suggests that broadcasters, for their own convenience, might want to maintain a record of their public issue broadcasting throughout the period of its license in order to facilitate its responses to fairness doctrine complaints. Finally, potential complainants are urged to first air their complaint with the station involved.

Application Of Fairness Doctrine To Broadcast Of Paid Announcements

Editorial advertising, defined by the Commission as comprised of "commercials actually consisting of direct and substantial commentary on important public issues," is fully subject to the fairness doctrine in the same manner that it applies to the commentary of a station announcer. Problems relating to editorial advertisements arise (1) when they are sponsored by groups which are not generally considered to be engaged in debate on controversial issues, and (2) when they do not *explicitly* address the ultimate matter in controversy. The Commission expects licensees to deal with these difficult problems by doing nothing more than making "a reasonable, common sense judgment as to whether the 'advertisement' presents a meaningful statement which obviously addresses, and advocates the point of view on, a controversial issue of public importance." The licensee's determination must include, in addition to review of the text of the ad, "his general knowledge of the issues and arguments in the ongoing public debate." If the advertisement bears only a distended relationship to the debate, the Fairness Doctrine would not be applicable.

The Commission's Fairness Report rejects the use of the "cigarette case"⁵ as Fairness Doctrine precedent for advertisement of commercial products or services. The "cigarette case" resulted in a mechanical procedure to "trigger" the Fairness Doctrine and treat all cigarette advertisements—regardless of what they actually said—as discussions of one side of a controversial issue. Thus, all cigarette advertisements were deemed subject to the Fairness Doctrine requirement of opposing viewpoint presentation. The Commission, in the future, will apply the Fairness Doctrine only to those commercials which are devoted in an "obvious and meaningful way to the discussion of public issues." In the absence of meaningful and substantive discussion, such as found in editorial type advertisements, the Commission will not deem the usual commercial product advertisement as presentation to the public of one side of a controversial issue.

Conclusion

The Commission's recent "Fairness Report" clarified several issues relating to broadcaster compliance with the Fairness Doctrine. Problem areas have included licensee determination of (1) what is a controversial issue of public importance"; (2) what is the specific issue raised; and (3) what is a "reasonable opportunity" for contrasting viewpoints.

Broadcasters retain broad discretion in dealing with Fairness Doctrine problems, although such discretion is *not* unbounded, and is subject to FCC determination of "arbitrary and unreasonable" licensee action.

The recent Court of Appeals "Pensions" program decision (while pertaining specifically to broadcast journalists and news programs) indicates that broadcasters are to be given "the widest latitude [by the FCC] to determine for themselves" whether programs are fair.

BM/E

⁵*Bandzhaf vs. FCC*, 405 F. 2d 1082, (D.C. Cir. 1968).

GREAT IDEA CONTEST

This winds up the Great Idea entries for 1974. In December, finalists in the contest will be represented for reader votes on Windjammer Cruise Winners. So tell us your preferences for this month at once. Fill in the ballot which appears on the Reader Service Card.

78 Phone System Is Tied Through the Control Board.

John E. Shepler, WROK, Rockford, Ill.

Problem: To provide a phone system that lets you talk and listen through the control board, even off the air.

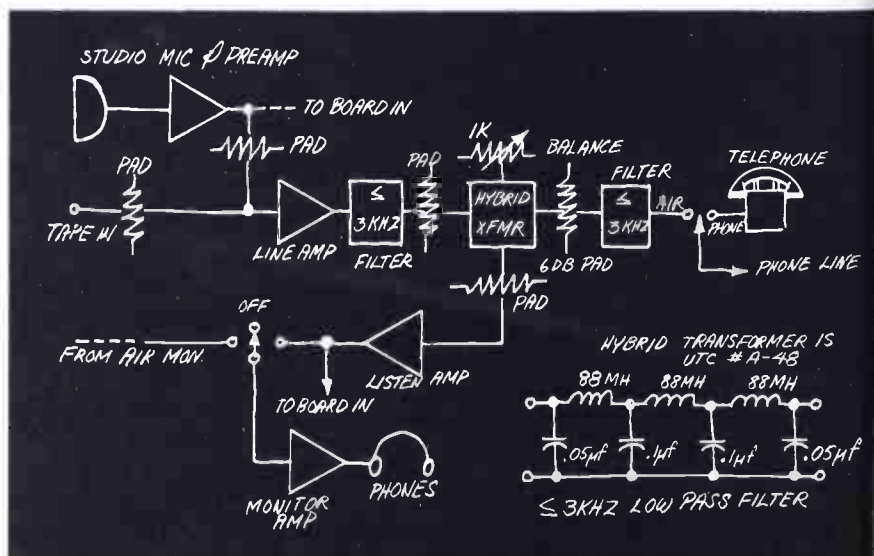
Solution: I designed the circuit shown in the figure around a commercially packaged hybrid transformer. Other hybrid arrangements should also work. The two filters help reduce line noise and keep cross-talk through the transformer to a minimum.

The pads are designed for 600 ohms and should be as large as possible to avoid mismatches that would upset the balance of the hybrid. Six DB's is the minimum value for each.

The amplifiers should also be designed to work into 600-ohm loads and need only amplify enough to compensate for the pads and varying line levels. A preamp or booster with at least 20 to 40 DB gain should do.

The input is bridged across the main microphone preamp. If this is done before the mic key, you will be able to talk down the phone line without being on the air. However, if a call is placed on the air, the studio

speakers must be muted to avoid feedback. Note that another input provided for a cartridge machine or recorder. This could also be used as a second bridging connection for guest microphone.



Shepler's phone circuit that goes through control board

1975 Great Ideas

BM/E will repeat the popular Great Ideas contest in 1975 beginning in February. Rules will be simpler and published next month. If you are ready to submit your idea now, write for a copy. Fill in the ballot which appears on the Reader Service Card

The output of the listen amplifier goes directly to an available channel on the control board. The headphone monitor may be used as a telephone receiver, an air monitor, or turned off completely.

To set up circuit, speak directly into the microphone and adjust the line amp gain for about 0 VU on the telephone line. Then balance the hybrid transformer by turning the balance pot until the output to the board and phones is minimum. Adjust the listen amp gain to provide enough level on incoming calls.

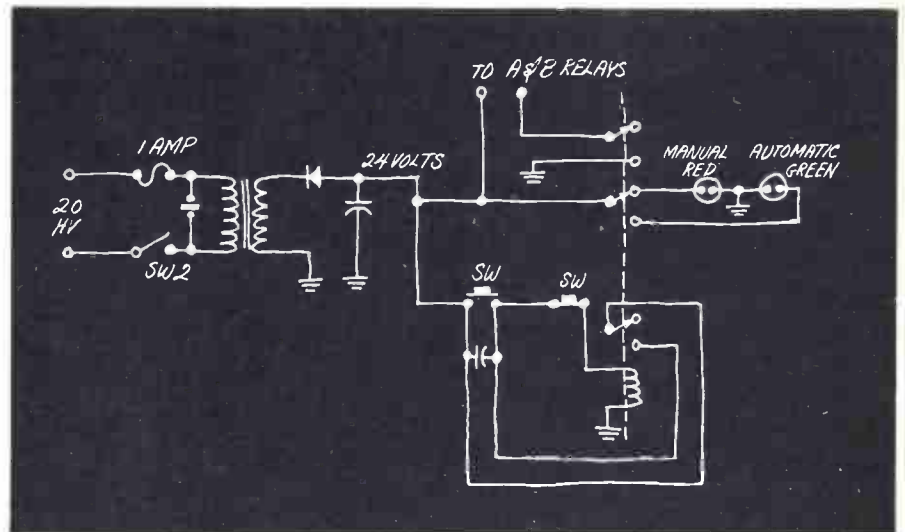
The regular telephone set is still used for dialing, and will function as usual until switched out of the circuit. The pad and filter have a DC path that holds the line after the switch is thrown. The switch may be omitted if a phone company coupler is used.

79 Automation to Main Console Audio Switcher is Flexible.

N. K. Hoisington, General Manager, WKYV-FM, Vicksburg, Miss.

Problem: To switch both right and left channels from automation to main console.

After installing a SMC 3060 au-



Schematic of Hoisington's audio switcher



Hoisington's switchers

tomation system, we wanted a way to use the main console for standby production. Also, our goal was to switch the 3060 directly into the transmitter and switch the output of the console directly into our production equipment.

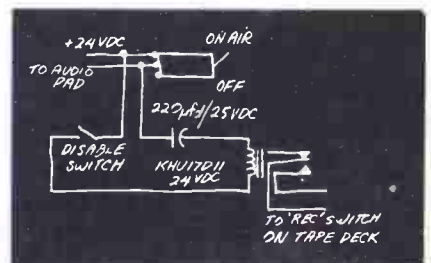
Solution: We didn't want to use jack panels or a bunch of switches. The switcher shown in the schematic has worked very well for us with no problems. You can't tell when the automation is switched from the console to the transmitter; there is no change in level or popping from relay contacts. Back-up operation is assured; Cannon connectors were installed on the back of the switcher if the switcher broke down. Now the announcers can, if need be, unplug the cables leading to the console and transmitter and connect what needs to be connected to the transmitter.

80 Recorder Monitors Announcer At Automated Station.

Duane L. DeSalvo, Ass't. Engineer, KETO, Issaquah, Wash.

Problem: To automatically record whatever goes out on the air when the board is "on the air."

When our automated station changed formats, management wanted to record every commercial break and newscast originating from the control room board that was aired.



De Salvo's on-air monitoring recorder

Solution: To go "on the air," the operator on duty must flip the board switch from "off" to "on the air," and by doing so connects it to the audio pads connected to the limiters.

The on-air switch has +25 volts on its terminals. By connecting a ca-

continued on page 64

GREAT IDEAS

capacitor and relay to this switch (see diagram), a circuit was made which, when the switch was in the "off" position, would charge the capacitor. When switched to on-air, the circuit terminals are shorted, allowing the capacitor to discharge through the relay and, in turn, energize the record relay in the tape recorder hooked up for monitoring. An extra switch was placed in series with the circuit allowing it to be disabled to prevent the tape machine from going into the record mode while playing back a program on the air. In order to keep costs down, provisions for shutting off the recorder were not included.

81 Modified Cart Player Delays Audio.

Elden DuRand III, Engineer, WAVE AM/TV, Louisville, Ky.

Problem: To modify one of the older types of tape cartridge record

playback units for audio delay use.

The machine used is in a studio where a live telephone call-in show is aired. It incorporates a 5 sec. delay in case a caller uses profane language or says something libelous.

When we started doing call-in shows, we used an Ampex AG-350 with a modified outrigger playback head. This machine used an open tape loop which invited disaster if someone accidentally touched it while being used.

Solution: The remains of an RCA RT-7A audio cart record/playback unit were brought out of retirement, and modified for use on the call-in show. My reason for selecting a cart machine for program delay is that the modified tape cart, while nothing more than a tape loop inside a nice package, exactly substitutes in function for the reel tape recorder, while avoiding its problems.

The reader has probably already wondered where to hang the third head when there are only two head positions in a standard spot-size cart. The Nortronics magnetic head cata-

log has just what I was looking for their "Combo" (No. AIHC-47K) series. The RT-74 was rebuilt in the following sequence.

1. The original heads were removed along with trip cue relays
2. The Nortronics erase/recon head was installed in the mount next to the capstan.
3. Nortronics playback head was installed in the place occupied by the cue head.
4. Necessary circuit changes were made
5. Heads were aligned.


Full details may be obtained from BM/E.

82 Buck Out Leaping Line Voltage.

James Feasel, Chief Engineer, WHTL/WKNO, Newark, Ohio.

Problem: To counteract the effects of abnormally high line voltage.

Are your studio lamps burning brighter and your equipment transformers hot enough to fry eggs on



DRACON Aluminum Relay Racks...Economical and Available!

IN STOCK, and ready to ship, Dracon channel-type aluminum relay racks are available in standard 19" and 23" sizes with choice of self-supporting or overhead supported styles. Construction is of durable high-grade aluminum extrusions with smooth satin finish and choice of gold iridite or telephone grade enamel colors (custom colors and finishes are available on special order).

PRICED COMPETITIVELY with heavier steel models, Dracon Aluminum Relay Racks can also appreciably reduce shipping and handling and storage costs. And, because of their light weight (about 40 pounds for even the largest standard sizes) one man can easily carry and install them. Floor loading significantly reduced in large installations.

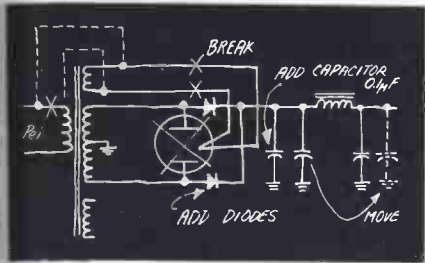
COMPLETE DETAILS AND PRICES of Dracon aluminum channel-type relay racks are available from Dracon Industries or local offices of major telephone supply houses.

DRACON
INDUSTRIES

9541 Mason Avenue, Chatsworth, CA 91311 (213) 882-8595

Circle 138 on Reader Service Card

In some areas of the country, power line voltages have been creeping up higher and higher over the past ten or 15 years. Now the nominal line voltage in your area could be 125/250 volts, where it once was 110/220, 115/230, or 120/240 volts.



Feasel's substituting solid state devices for rectifiers

According to the Ohio Public Utilities Commission, this normal line voltage could creep even higher when loads are light. Some power companies are not yet operating at this 125 VAC level, but are expected to meet this national standard as soon as possible. The explanation for increasing line voltage is an economic one; it is more efficient for the utilities to transmit higher voltage, and also to use the difference to make up for losses in wiring installations. For instance, most pole and distribution transformers recently installed do not have taps on them. So, in many cases, one must live with his high line voltage.

This means older 115 VAC tube-type equipment may be operating near the design maximum voltage limit, resulting in much greater heat output, shorter filament life, and some strain on other components such as transformers and chokes. Incandescent lamps last only a few weeks at this high voltage.

Lamps, however, can be replaced with less readily available 130 volt-rated units. But the smaller wattage amps, on the other hand, usually come in only one voltage, and can cost a dollar or more each.

Solution: We place low-ohm resistors in series with incandescent lamps to help extend lamp life.

One method of overcoming so-called overvoltage, especially in older, vacuum tube equipment, is to replace the tube rectifier with silicon rectifiers and rewiring the transformer so the now-free filament winding bucks the series-wired primary voltage. Additionally, other unused secondary windings can be series connected to the filament to

further reduce the voltage to the silicon rectifiers.

Most filter systems utilize a capacitor input pi network. If a choke is also used, move the input capacitor to the output side of the choke to change the configuration to choke input. This offsets the higher DC voltage resulting from the solid state components, and the high primary voltage. Also install a small-value capacitor in place of the input capacitor

to damp out the inductive kick of the choke. Now wire the unused rectifier filament winding (plus any others mentioned before) to the primary as shown in the schematic; a 5% voltage drop at the rectifier terminals is the result.

If the resulting DC voltage is too low, reinstall a filter capacitor at the input of the choke filter network. Try different values since the output

continued on page 66

Unequaled Quality and flexibility for only

\$19,500



with the new complete **CHIRON III** electronic

graphics/titling system

FEATURES:

- Unlimited font interchangeability.
- Font size and style flexibility.
- Your own logos and symbols.

Send for brochures

CHIRON telesystems


A Division of The Computer Exchange Inc.

11 Grace Avenue, Great Neck, New York 11021 • 516 829-5666
235 Montgomery St., San Francisco, Calif. 94104 • 415 788-0600

See us at NAEB Booth No. 57

Circle 140 on Reader Service Card

LARGE SCREEN TV PROJECTION COLOR AND MONOCHROME



MAGNA IMAGE III H

- Easily operated by non-technical personnel
- Independent mechanical alignment and registration of individual heads
- Automatic turn on sequencing
- No hook or loss of sync from 1/2", 3/4", 1", 2" videotape inputs, off-air signals or live cameras
- Eliminates inconsistencies of multiple monitor viewing
- Ideal for presentation of lectures, classroom and science experiments, live surgical techniques, off-air programs
- Easy portability on wheeled base
- Remote control operation
- Rear screen projection either with mirrors or direct (with available sweep reversal switches)
- Operational and 'on-air' in 15 minutes
- Solid state electronics
- One year warranty on electronics—CRT and H.V.P.S. carry manufacturers' warranty
- Built-in cross hatch generator for proper electrical setup
- Picture size: 6' x 8' to 15' x 20'



IMI

IMAGE MAGNIFICATION INC.

538 BLOOMFIELD AVE.

VERONA, N. J. 07044

AREA CODE (201) 239-1141

Circle 141 on Reader Service Card

GREAT IDEAS


voltage is dependent on small value of the input capacitor.

83 Transmitter Interlock Indicator Protects Personnel.

*John Maxwell, Transmitter Supervisor
WTVM, Columbus, Ga.*

Problem: To assure safety and speed fault diagnosis when a transmitter malfunctions.

This interlock circuit has been used with our TT25CH transmitter for the past 14 years. Its use came about since the only indication of an open in the plate interlock circuit is the inability to apply plate voltage. This circuit was designed to protect personnel troubleshooting an open in the plate interlock circuit with schematic and vom inside the cage, with the door closed, and the plate voltage applied.



Maxwell's transmitter interlock indicator

Solution: Other than actually being in the cage, the other alternative is to hook up the meter, close the door, apply plate voltage and then read the meter through the window and repeat the process until the open is found. Essentially, this circuit is an external voltage indicator, monitoring the plate interlock circuit continuously.

The NE-2 neon lamps glow up to the open circuit. For example, consider what occurs when the visual p.a. filament switch trips. Neon lamps number 4 and 5 will be extinguished. Lamps number 1, 2 and 3 will remain on, indicating at a glance that the interlocks are closed up to this point.

Other than the benefits of locating an open interlock, this design also locates

VALUE



... LPB's S-15, 8-Channel, Dual-Output Mono Signature Line Audio Console with 19 inputs

(shown) is one giant value. So is LPB's S-14, 5-Channel, Dual-Output Console with 15 inputs. In addition to moderate prices and excellent performance, both consoles feature:

- Step attenuator mixers.
- Plug-in fiberglass printed circuits.
- Individual plug-in program, 12-watt monitor, cue and headphone amplifiers.
- Remote line talkback.
- Input transformers.

There are many other plus features you'd expect to find only in higher priced units. And, speaking of price, other LPB consoles start in the low hundreds!

LPB offers a complete line of broadcast audio equipment. Call or write us for all your audio needs, from tape recorders to frequency and modulation monitors.

LPB

LPB Inc.
520 Lincoln Highway, Frazer, Pa. 19355
(215) 644-1123

Circle 142 on Reader Service Card

The Mod One Is The Flexible One

Start With The Console Format You Need Now, Expand Later.

Modular design lets you select a wide range of input modules and plug-in amplifier cards as you grow. 10 mixing positions with up to 30 inputs. Modern vertical faders; silent operating switches; state-of-the-art circuitry.

Custom features and options with off-the-shelf availability. Monaural, stereo, or quad. Meets all FCC - AM and FM standards. UREI quality, of course.

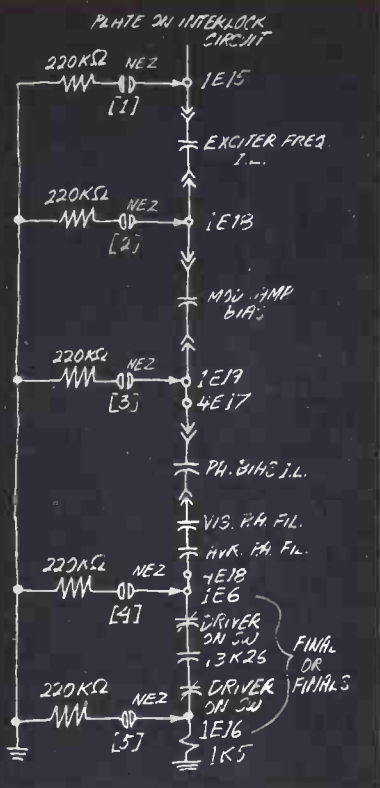
Available through your UREI dealer.



UREI "Instrumental in Audio"

11922 Valerio Street, No. Hollywood, California 91605 (213) 764-1500
Exclusive export agent: Gotham Export Corporation, New York

Circle 143 on Reader Service Card



Circuit for transmitter interlock

realizes any other open in the plate interlock circuit. On one occasion, when plate voltage was applied, nothing happened. All the neons were out. Looking at the schematic, we found that the transmitter start switch was located ahead of the plate interlock circuit, 1E15. Turning off the transmitter start switch, then back on, cleared the open.

On two other occasions, an open monaural p.a. filament interlock relay holding coil was located, and an intermittent surge relay, 13K26, located in the visual final.

An identical circuit is also incorporated in the transmitter drive to indicate an open interlock in the door, safety switch, modulator, reflect load, dummy load, or unplugged neon plugs in the exciter or modulator.

14 Talk Show Monitoring System.

James Cate, Chief Engineer, KOKX, Geokuk, Ia.

Problem: To relieve overloading of the phone system during talk shows.

After initiating a talk show, we found that the receptionist was dedicating her full time to keeping track

continued on page 68

A NOISE FREE AGC AMPLIFIER WITH A DYNAMIC RANGE PRESERVER



WILKINSON ELECTRONICS GCA-1
STEREO OR MONO

- * Noise — -75db even with loss of input. Automatically “rides” gain without regard to peaks. Exclusive RMS Detector preserves dynamic range. Will not adjust gain if signal removed.
- * Distortion — 0.1% all gain settings.
- * Frequency Response — $\pm 1/4$ db 50HZ to 20KHz any gain setting.

For complete details write:

WILKINSON
ELECTRONICS, INC.

1937 MacDADE BLVD.
WOODLYN, PA. 19094
PHONE (215) 874-5236 874-5237

Circle 144 on Reader Service Card

A LIMITER WITH INSTANTANEOUS ATTACK—LESS THAN 1% DISTORTION



WILKINSON ELECTRONICS LA2-C/S
STEREO OR MONO

- * Distortion — $1/4$ % for 6db of limiting. 1% or less to 20db of limiting.
- * Attack Time — $5/4$ Radians for gain control before clipping.
- * Overlimit Attack Time — Instantaneous.
- * Compression Ratio — More than 35:1.
- * Frequency Response — ± 1 db 50Hz to 35KHz with full limiting.

For complete details write:

WILKINSON
ELECTRONICS, INC.

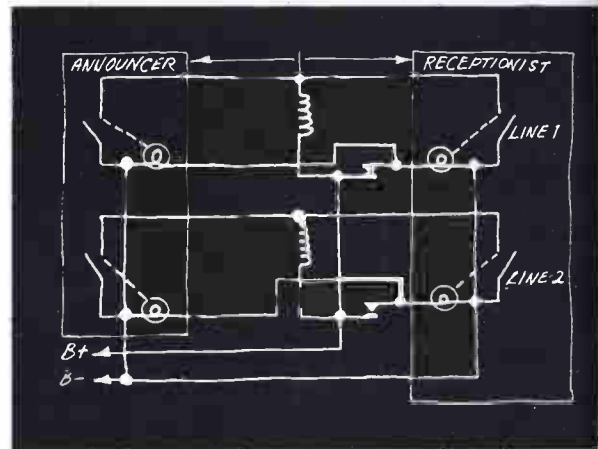
1937 MacDADE BLVD.
WOODLYN, PA. 19094
PHONE (215) 874-5236 874-5237

Circle 145 on Reader Service Card

GREAT IDEAS

of which incoming calls had, and had not been answered by the announcer. If the receptionist became involved in a long distance phone call or some other distraction, a person relieving her of the incoming call was completely lost as to which calls were for what purpose. We also found that our only intercom line (part of the phone system) was being used constantly for the talk show.

Solution: The system consists of two identical boxes; one for the receptionist, the other for the announcer. These boxes (shown as a two-line circuit in the figure) have one push button switch for each incoming line and are thus marked. These switches also have a translucent button that allows an indicator lamp to be seen. The two boxes are connected together



Cates system for monitoring talk show

or by pulse type relays (momentarily energized) and are energized whenever a button is pushed.

Now when a call is for the talk show, the receptionist pushes the appropriate button for the proper line. Her indicator lights, as does the announcer's. The announcer, upon seeing this, answers the proper line and pushes his button. This turns on both the announcer's and the receptionist's indicators, and the receptionist knows that call has been answered.

With this monitor system, she can spend more time attending to her normal duties. If she leaves her desk during a show, the replacement can tell immediately who the incoming calls are for, and which have not been answered. The intercom line not used at all for the talk show, an interoffice calls can proceed as usual.

BM

BROADCAST EQUIPMENT

Low-cost image enhancer provides horizontal contour enhancement. Model 888 has single-knob control, was specifically designed for educational, industrial, and other similar TV applications. DYNASCIENCES. **300**

Routing switcher has both local and remote operation. Model 15X is available with 12 or 15 inputs, uses solid-state crosspoints for remotes, interlocked buttons and relays for local switching. \$910 for 12 X frame, additional plug-in channels \$325 each. 15 X frame slightly higher. COMMUNICATIONS TECHNOLOGY. **303**

Panel digital instrument uses 5 volts, has 4½ digits. Model AN 2545 has auto zeroing, floating true differential inputs, dual slope integrating A/D converter. \$199. ANALOGIC. **304**

Compact audio tape recorder has synchronous reproduce, front panel edit control, IC digital control system with motion sensing. Model MX-5050 MIMI-PRO has switchable audible monitoring in fast for-



ward and rewind, optional DC capstan servo, front adjustable bias, built-in test oscillator, standard reference level calibrate position. Speeds can be 15 and 7½ ips, easily convertible to 7½ and 3¾ ips. There are


two-channel and four-channel versions. \$1345 OTARI **301**

New ¾-inch version of Plumbicon color TV pickup tube claims higher resolution than any other comparably sized pickup tube. New tube, aimed particularly at portable cameras for "electronic journalism," can be used in poor light and has high



stability over a wide range of temperatures, with lag (picture smear) near zero. Manufacturer's retrofit for existing portable cameras is under consideration. AMPEREX. **302**

Electronic synchronizer interlocks any two tape machines, video, audio, sprocketed or unsprocketed. "MINI-



MAG" has a capture range of ± 50 seconds, can be installed in 15 minutes, keeps the video-video, video-audio, or audio-audio pair together for any length of time regardless of tape stretch or shrink. Under \$2000. AUTOMATED PROCESSES. **305**

High frequency spectrum analyzer has 100 dB displayed range, resolution of 0.1 dB and 5 Hz. Model 2370 has built-in 9 digit frequency counter and tracking generator RF/if gain ratio sweep rate and filter bandwidth are automatically optimized. MARCONI INSTRUMENTS **306**

Function generator provides sine, square and triangle waveforms. Model 5800 has distortion less than 0.5%, range 0.2 Hz to 2 mHz; 50 ohm output of 15 volts p-p. \$245. KROHN-HITE. **307**

Trencher accommodates socket-mounted modules that convert it for a range of functions. Model R30 can be a trencher, vibratory plow, utility back hoe, reel carrier, hydraulic boring unit, Combo, and others. It is available with 30-hp gasoline drive or 36-hp diesel. DITCH WITCH (CHARLES MACHINE WORKS) **308**

Printed circuit and tubular miniature delay lines have 100 to 3000 nanosecond delays, impedance 500 to 2000 ohms. MINILINES are available in tubular and printed circuit form. COMPUTER INSTRUMENTS CORP. **309**

Digital audio delay system has 90 dB dynamic range, 320 ms of delay in 5



ms increments. Model 102 provides up to 5 delay outputs, LED headroom indicator, can be cascaded for longer delay with virtually no audio degradation; noise and harmonic dis-


continued on page 70

PRODUCTS

tortion total 0.2% at limit reference level. Delay accuracy is 0.01% of setting. LEXICON 310

Digital aurmeter ammeter has 3½ digit display, is ¼-inch thick for front-of-panel mounting. Slimline ammeter is available with a variety of ranges, with accuracy of 0.05% of full scale. It has BCD data output. \$208. NATIONWIDE ELECTRONIC SYSTEMS 311

Processor for Super 8 160 color film operates at 34 fpm. "Houston Fearless" has advanced demand drive



system. Under \$15,000. TECHNOLOGY INC. 314

Portable 10 mHz oscilloscope has dual true beam operation and "half tone" storage. Model PM 3234 has two independent beams, storage adjustable 0.3 seconds to 10 minutes. Sensitivity is 2 mV/cm. \$1945.00. PHILIPS TEST AND MEASURING INSTRUMENTS 312

New single-system and double system sound camera for super 8 film accepts the new Kodak "Ektasound" super 8 sound cartridge as well as standard Super 8 cartridge. Model 5008S has existing light capability, a new Angenieux 6-80 mm zoom lens with variable speed motor drive, mirrored shutter system auto exposure



with manual override, built-in sound amplifier, macrocinematography capability. \$1448.00. CINEMA BEAULIEU, DIV. HERVIC CORP. 316

Rewinder for ½", 1" and 2" tape for any size reel up to 12 ½" saves head and tape damage from fast tape on



playing machine. AUTO-WINDER also allows spooling off pre-set lengths of tape. It operates in both directions. \$995. ULTRA AUDIO PRODUCTS 317

Program limiter has adjustable. continued on page 72



Series 70 Recorder/Reproducers

When you've got more talent than money

TASCAM Series 70 recorder/reproducers were designed for people who've outgrown high-end consumer audio products but can't afford full professional studio gear.

Whether you need single, two or four channels, you define the Series 70... it doesn't define you. Your choices are expanded, not restricted, without paying a performance penalty.

The versatile Series 70 electronics come in two versions, one for direct recording and one for use with a mixing console like our Model 10. Whichever you need you'll get uncommon quality and reliability. But this time you can afford it.

Series 70 recorder/reproducers. When you've got more talent than money.



TASCAM CORPORATION

5440 McConnell Avenue
Los Angeles, Calif. 90066

Circle 146 on Reader Service Card



Neve manufactures a complete line of standard consoles for world wide distribution. Listed below is a selection of models, some of which are scheduled to be available within the next three months. Select your console and call us for further details.

Neve

- 5303 — 4 mics, 4 stereo, 6 to 2 stereo inputs; stereo and mono outputs
- 5302 — 12 mic or line inputs with full frequency correction; 2 output buses
- 8301 — 10 inputs with equalization; 2 output buses with remix, 2 auxilliary outputs
- BCM 10/2 — 10 mic or line inputs with equalization; 2 output buses

Rupert Neve Incorporated, Berkshire Industrial Park, Bethel, Connecticut 06801 Tel: (203) 744-6230, Telex: 969638
 Rupert Neve Incorporated, Suite 616, 1800 N. Highland Ave., Hollywood, California 90028 Tel: (213) 465-4822
 Rupert Neve of Canada, Ltd., 2717 Rena Road, Malton, Ontario L4T 3K1, Canada Tel: (416) 677-6611
 Rupert Neve & Company Ltd., Cambridge House, Melbourn, Royston, Hertfordshire, SG8 6AU England, Tel: (0763) 60776

Circle 147 on Reader Service Card



Antenna Accessories

All necessary TV, FM and AM equipment between antennas and transmitters are available from Jampro. Among the many items, in addition to towers and coax we offer...

- UHF NOTCH DIPLEXERS. Models from 10 KW to 110 KW with excellent band pass and low insertion losses, using temperature compensated cavities.
- ISO-COUPLERS. To provide AM tower isolation for FM antenna systems. Very low FM insertion loss, 20 KW FM power, and up to 50 KW AM tower power.
- VHF NOTCH DIPLEXERS. For FCC channels 2 to 13, and CCIR Band I and III, in power levels up to 50 KW. High isolation and excellent shoulder response.


JAMPRO ANTENNA COMPANY

A DIVISION OF
COMPUTER EQUIPMENT CORPORATION

Phone (916) 383-1177
6939 Power Inn Road
Sacramento, California 95828

J
A
M
P
R
O


Circle 148 on Reader Service Card



off the air?

You'll know about it in as little time as 3 seconds with the BELAR AS-1 Audio Sentry. The lack of audio for any preset interval between 3 seconds and 60 seconds will activate the AS-1's alarm circuits—to provide both an aural and visual alarm.

Vital to AM, FM and TV operations, the AS-1 sells for only \$250. and delivery is immediate. A small investment for an important assignment, minimizing dead air time. Order yours today.



BELAR
ELECTRONICS LABORATORY, INC.
Lancaster Avenue at Dorset,
Devon, Pa. 19333 Box 826,
(215) 687-5550

Where Accuracy Counts...Count on Belar

Circle 149 on Reader Service Card

PRODUCTS

"knee," 20:1 limiting ratio. It has 40 dB limiting dynamic range, a "ducking" circuit for dropping level a preset amount with an external voltage. DYMA ENGINEERING 313

Integral-cavity Klystrons cover UHF TV band, 470-860 MHz, in three models. TH 205D Series have output of 20-25 Kw; TH 2060 Series have 10-15 Kw output. Gains are 45 dB and 42 dB respectively. THOMSON-CSF 315

FM station monitor is a stereo tuner allowing most broadcast measurements to be made on signal. Model 1 BR-FM claims 70 dB stereo quieting for 50 microvolt input, harmonic dis-



ortion not greater than 0.15% in stereo, frequency response ± 0.2 dB

from 75 microsecond curve, stereo flutter for even or odd integers of 3 KHz under 0.2%, buffered horizontal and vertical scope outputs, panoramic adaptor. SEQUERRA COMPANY 31

Preamplifier adds condenser microphone input to sound system of CF 16 camera series. Model CM-1 also has inputs for two low impedance mikes and one line, runs on power from battery pack of camera sound system. It can be mounted directly on camera with dovetail accessory Preamp, \$175.00; dovetail support \$22.00. CINEMA PRODUCTS. 31

Limiter has independent average and peak limiting functions that operate



simultaneously. Model 201 has front panel controls for variable attack and release times and response action. \$480.00 INOVONICS 32

Magazines for single-system recording on Eclair ACL cameras are no

VIDIFONT® The broadcasters' choice.

Everywhere you look, discriminating broadcasters are turning to CBS Laboratories' Vidifont. You'll find it in over 100 key stations of every affiliation around the country. And in other principal markets around the world. In fact, Vidifont has gained such wide acceptance, it's become the international standard of the industry.

The reasons? Maximum legibility for one. The character design of each of our fonts is the result of long, care-

ful research. You get optimum height, shape, thickness and spacing. And the crisp, professional look.

Another reason is flexibility. Vidifont offers a range of standard features second-to-none in the industry.

Finally, the most important reasons of all. Vidifont electronic character generators mean quality and reliability.

Like to see Vidifont in actual on-air formats? Just give us a call at (203) 327-2000. Ask for Vidifont sales.


CBS LABORATORIES

A Division of CBS Inc.
227 High Ridge Road, Stamford, Connecticut 06905




available. Units contain recording and monitoring heads, integrated circuit amplifier. The 200-foot and 400-foot sound-system magazines include dual microphone inputs, master gain control, AGC with fast attack, slow release. Attachment and removal are five-second operations. ECLAIR CORP. OF AMERICA 321

Portable location lighting kits include lanebeam open-face laniro lights, among them a new 650-watt



lanebeam spotlight with fiberglass housing, which cools quickly and is every light and strong. The five Porta-Kits come in compartmented cases and are complete with stands. STRAND-CENTURY, INC. 322

New 16-input audio console has three submaster mixing channels and two



program/mixing output channels. Model 1632, designed as a TV production or on-air audio control, or for FM or AM radio, can be expanded readily with plug-in modules for more inputs; remote control (Lumiten) attenuators; limiters, compressors, equalizers on mike channels. Base price, \$9,995, (which includes full monitoring, cueing, talkback, reverb send, other facilities). ROBINS/FAIRCHILD 323

Turntable preamplifier provides complete mono, stereo and dual channel operation. Spotmaster Model BETMS has a phase reversal switch allowing five modes of operation: mono in/mono out, stereo in/mono out, stereo in/stereo out, dual mono in/dual mono out, and single mono in/dual mono out. Output level is switchable to -10, 0, and +8 dBm. BROADCAST ELECTRONICS. 324

continued on page 74


the new

MCMARTIN / BA-1K 1000/500/250 watt AM

BA 1K-the perfect transmitter for your new AM station or updating your existing operation

- FCC TYPE ACCEPTED
- unique interior accessibility front and rear
- all solid state except for four 4-500A power tubes
- 125% positive peak capability
- pushbutton Hi-Lo power operation
- full remote control/metering capability
- power driven vacuum variable tuning/loading controls
- built-in dummy load

from the "FULL-CHOICE" line




transmitters

McMartin.

McMartin Industries, Inc. 4500 South 76th Street, Omaha, Nebraska 68127 (402) 331-2000
Circle 151 on Reader Service Card

Video Tape Timer

REPLACES
MECHANICAL TIMER
ON
AMPEX
AND
RCA VTR'S



- Hour-minute-second-frame display
- Bright LED readout
- All solid state
- Direct replacement on VTR
- Remote display option

RECORTEC, INC.

777 PALOMAR AVENUE • SUNNYVALE, CALIFORNIA 94086 • (408) 735-8821

Circle 152 on Reader Service Card

PRODUCTS

TV cameras are designed for use with intensified silicon intensifier target vidicon tubes, will resolve all ten shades of gray even on cloudy moonless nights, with 10,000 times the sensitivity of standard vidicons. The series 2856 cameras are weather-proof, in environment-resistant cylindrical housings, and provide automatic and remote control capability. COHU, INC. **325**

Tunable microwave handpass filters cover 1 to 20 GHz, and 4 to 18 GHz respectively. TYG-100 and TYG-400 have bandwidths of 10 to 30 MHz, have resolution of setting dial to 10 MHz, handle 100 mw maximum average rf power. TELONIC ALTAIR. **326**

Process eliminates cropping of titles and credits in the transfer of wide-screen film to videotape. "Panamorphic scanning" uses a special variable anamorphic lens, and a digitally-controlled scanning technique, which "squeezes" the filmed image instantaneously when necessary. GOLDMARK COMMUNICATIONS. **327**

New meter combines analog and digital reading features with LED scale continuously displayed and line of lighted dots indicating reading. Without moving parts, "AnaLed" meter is sensitive down to 1 microampere full scale, can read linear and non-linear signals, as a linear function without conversion circuitry. Meter is available with vertical or horizontal indication, is 200 mM by 50 mM (proposed IEC standard). SIMPSON ELECTRIC CO. **328**

Low cost FM signal generator has digital frequency readout, 8 frequency ranges, low-frequency output for if alignment, internal/external modulation. Model 1012 has electronic fine tuning, less than 100 Hz residual FM. GAW CO. **329**

Parametric equalizers have four cascaded sections, each handling one part of frequency spectrum with 20:1 range giving broad overlap, and with boost to 16 dB and cut to minus infinity. Models 621A/621B have adjustable bandwidth, 1/4 octave to 3 octaves, overload warning light, distortion 0.06% at +20 dBm out, noise -80 dBm in 26 KHz band. 621A (single channel), \$419.00; 621B (two channels), \$598.00. PARASOUND, INC. **330**

NEW LIT

For copies of these literature offerings, circle number for appropriate items on Reader Service Card.

Six-page short-form catalog lists **FM/AM signal generators, HF spectrum analyzers, FM deviation meters, television test equipment, and other test gear** for radio, television, microwaves, digital equipment. Marconi Instruments. **250**

Commercial products catalog for 1974-75 shows Japanese "original equipment" **transistors; electrolytic capacitors, 12 to 50-volt ratings; new matched pair transistors; lighted rocker switches.** International Rectifier. **251**

Application note shows technique of using a "**boxcar integrator**" to reconstruct a repetitive signal buried in noise, using sampling oscilloscope circuits. Tektronix. **252**

A 200-page **Analog and Digital Special Function Catalog** shows design

MODULAR AUDIO PRESENTS A NEW GENERATION OF 'IMPAC' PC CARD AMPLIFIERS



AM-27 MICROPHONE PREAMPLIFIER



The Model AM-27 is a general purpose audio amplification module suitable for low level microphone preamplification. Its key features are

- Transformer coupled input and output
- Adjustable gain, 25dB to 65dB
- High output level, +27dBm
- Low noise, -129dBm
- Low distortion, typically 0.05%
- Frequency response, ±0.5dB max., 30Hz to 20KHz
- Small size, 4 1/2" x 2 3/4" x 1 1/4", PC card plug-in

ABL-27 BRIDGING LINE AMPLIFIER

The Model ABL-27 is a general purpose audio amplification module suitable for amplification of medium to high level (+20dB) signals or wherever it is necessary to bridge a floating or balanced source. Its key features are

- Bridging (10K ohm) Transformer coupled input
- Transformer coupled output
- Adjustable gain/loss, -7dB to +33dB
- High output level, +27dBm
- Low noise, -117dBm
- Low distortion, typically 0.05%
- Frequency response, ±0.3dB max., 30Hz to 20KHz
- Small size, 4 1/2" x 2 3/4" x 1 1/4", PC card plug-in



AL-27A LINE AMPLIFIER

The Model AL-27A is a multi-purpose audio amplification module suitable for Line, Booster, Differential, or Combining amplifier configuration. Its key features are

- Transformer coupled output
- Adjustable gain/loss, any loss or any gain from 7dB to 47dB
- High output level, +27dBm
- Low noise, -125dBm
- Low distortion, typically 0.05%
- Frequency response, ±0.25dB max., 20Hz to 20KHz
- Small size, 4 1/2" x 2 3/4" x 1 1/4", PC card plug-in

PM-40A POWER AMPLIFIER

The PM-40A is a 15 watt RMS continuous power amplification module suitable for loudspeaker or headphone systems, in a compact, PC card configuration. Its key features are

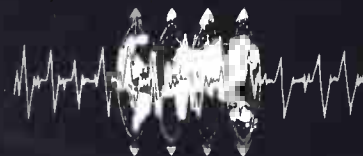
- Balanced, transformerless, bridging (40K ohm) input
- Adjustable gain/loss, any loss or any gain from -12dB to +33dB
- High output power, 15 watts RMS continuous into a 4 ohm load
- Short circuit proof
- Low distortion, typically .05%, max. 0.3%
- Frequency response, ±0.3dB max., 20Hz to 20KHz
- Small size, 4 1/2" x 2 3/4" x 1 1/4", PC card plug-in



Modular Audio Products

The Company with Designs on your
Audio Requirements

Write for our product
literature or
Consult your MAP



**MODULAR
AUDIO PRODUCTS, INC.**
A Unit of Modular Devices, Inc.

1385 Lakeland Ave.
Airport International Plaza
Bohemia, New York 11716
516-567-9620

Circle 153 on Reader Service Card

and applications data on amplifiers, buffers, sample and hold circuits, comparators, analog switches, MOS clock and digital drivers, power supplies. National Semiconductors. **253**

Manual on design and core selection for **toroidal and laminated power inductors and transformers**, "Transformer and Inductor Design," shows toroid O.D. calculations, permeability and air gap, weight and temperature rise parameters, other design data. Available for \$1.00 from Magnetics, Box 391, Butler PA 16001. **254**

Catalog of **CATV equipment**, 45 pages, shows trunk equipment, plug-ins, power modules, passives and accessories. GTE Sylvania. **255**

Full line of **test equipment** is covered in 16-page catalog, including VOM's laboratory units, G/P portables, others. Triplet Corporation. **256**

Portable chart recorders are subject of catalog, showing full line of instruments for 1 to 8 channels, with plug-in preamps. Gulon Industries, Inc. **257**

TCM-6 Series microwave radio system is covered in technical brochure; unit operates in any band 1.7 to 15.25 GHz, for voice, tv, radar video

or data transmission. TerraCom. **258**

A manual, "Executive's No-Non-sense Guide to Computing Calculators," gives comprehensive applications and **selection data for calculators** in the range between electronic adding machines and large computers, to meet requirement of specific research, design, and manufacturing operations. Hewlett-Packard. **259**

Catalog lists **marketing manuals** for electronics industry and others, consisting of self-teaching guides to improvement of marketing efforts, Mainly Marketing. 3,000 radio station histories are shown in "Broadcast Profile"; catalog, samples and ordering details available. Broadcast Profile. **260**

"**Surge Protection**" is a new brochure describing the various sources of surge voltage, and detailing the use of 2-electrode and 3-electrode gas tube surge arresters. Telecommunications Industries, Inc. **261**

Digital thermocouple indicators, covering dozens of temperature ranges, are listed in manual, "Quick Look Selection Guide," giving all technical, mechanical and ordering information. Doric Scientific. **262**

unique wide band anti-reflection coatings provide maximum light grasp.

Superior resolution and color fidelity are assured by years of Taylor-Hobson zoom lens design and manufacture for professional broadcasters. Self-aligning servo or manual drive modules are interchangeable between lens models and drive functions.

TV Cooke Varotals are designed by Taylor-Hobson to meet operational requirements of directors and cameramen with minimum technical compromise. Varotals 17A and 30 operating side by side offer horizontal angular coverage from 56° wide to less than .075° narrow.

Large diameter front optical elements (135mm for Varotal 17 and 159mm for Varotal 30) combined with

Write for our bulletin, "The Performing Lenses."



RANK PRECISION INDUSTRIES, INC.
411 E. Jarvis Ave., Des Plaines, Illinois 60018
(312) 297-7720



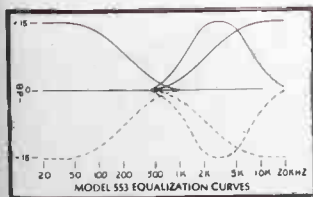
RO274R

The EQUALIZER for the PROFESSIONAL Model 553



The low-cost, modular Equalizer Model 553 is suitable for a wide variety of applications in broadcasting, recording, film mixing, and sound reinforcement installations. The shelving type low and high frequency families of curves produce overall balance changes in the musical spectrum, while the 3 kHz mid-frequency peaking curves specifically affect the "presence" range of music and dialogue.

The high, mid, and low frequency controls are continuously variable with up to 15 dB of boost or cut. There is a silent In/Out switch with LED indicator, and transformer isolated output to a maximum of +24 dBm. Power requirement is ±15 VDC @ 30 mA, and the dimensions (1½" x 5¼" x 6" deep) permit interchangeability with our Model 550A Equalizer.



AUTOMATED PROCESSES, INC.

80 MARCUS DRIVE, MELVILLE, NEW YORK 11746
516-694-9212

Circle 154 on Reader Service Card

Four-channel techniques saved a recent program of the series. In the middle of the session, the stylus of the turntable cartridge was damaged, with no replacement available. The program was completed—with bent stylus—but had poor music quality. First step to save the tape began with short pieces of leader inserted between segments. The music was re-recorded on two unused channels with the replacement stylus fitted, using the leader as a signal to indicate when to fade up or out.

Four channel opens up other production techniques, too. Beginning collegiate actors are often poor script readers. Improvisation provides a technique that allows them to sound more spontaneous, rather than like wooden dummies. One improvisation session focussed on a traditional aspect of campus life—the Queen contest. The improvisation centered around counting the ballots; actors counting up bogus ballots frequently talked at once, then not at all. A normal two-channel setup with several actors on different mikes, and recorded on one channel, would have turned this into absolute confusion. The problem was solved in the mixdown, by fading back and forth between the counters and the forgers. Four performers were used, each occupying a separate channel. During the mixdown, musical background was added.

Several of the tape dramas combine editing and mixdown techniques. Both the stretches of slow-paced material, and inevitable quips of the actors are saved; they can be used in other portions of the tape, and on other channels, further heightening dimensionality. Having a choice



The cast assembled around the "Glass Table" The rugs cut down noise; water glasses for live sound effects. This group has chosen the scripted method.

of channel makes it easier to place actors within the sound field to meet the needs of the scene. Some other programs are produced somewhat differently: leader is spliced between sections that require sound beds. Then this sound is recorded at a higher level than the previously recorded voice-overs on unused channels. In the final mixdown voices, effects, and music are balanced out.

As part of WVSS public service programming, concerts by the Stout Symphonic Singers and the Concert Band are recorded. These groups, spread out across a large fieldhouse, often perform together. The recordings are made with four mikes covering each group. Usually, there's little chance for a practice take; balances are corrected later if we run into problems.

Remote sessions, once interrupted by broken ground connections, can easily be saved when you mix down to stereo, or mono. At least we found, you have a usable recording.

noɹɔnbɹɔɹɔ

LOOK AT IT THIS WAY.

“Grandson”

will help make an impact on your listeners and your profits using proven multi-track production techniques. We guarantee you'll love GRANDSON'S new production results and unique versatility. Where else can you find an affordable, fully modular, professional recording/production console with 54 inputs—18 mixing positions—and on-air capability?

Ask us about GRANDSON today.



auditronics, inc.

P.O. Box 12637 / Memphis, Tenn. 38112 / 901/276-6338

The world leader in recording consoles at sensible prices.

Circle 160 on Reader Service Card



Student operating the controls of the Otari MX7000Q. The Sony M16 Mixer is above his hand, the turntable above that.

What we've learned since going quadrasonic

Multi-channel audio experimentation is not difficult, or expensive, if a few rules are followed:

Buy a four-channel recorder equipped with four line inputs and four mike inputs. The recorder should have the capability of listening to a previous recording without time delay (self sync) as you lay down other channels.

Buy a playback-only deck for remix and adding 4 to 4.

Bypass the turntable inputs in your current production board and feed the turntables directly into the line inputs of the four-channel recorder. Microphones can be fed directly into the recorder, or through the board and mike inputs on the tape recorder (two mikes feed the board and two go to the recorder). Check for phase reversal if you use the latter method.

Build a mixdown box so you can route signals to a stereo (or mono) final mix recorder.

BM/E

**MICROTIME 388 TBC
Broadcast Application**

BROADCAST QUALITY from LOW COST VTRs

For network delay, and local production and playback, upgrade your VTR's with the MICROTIME™ 388 NTSC HETROCOLOR™ Time Base Corrector. It's the perfect low cost answer for your low cost or older equipment - from 1/2" and 3/4" helical to 2" quad.

The MICROTIME TBC eliminates those TV jitters that previously made the output signals unacceptable for broadcast. And all MICROTIME TBC's include a full proc amp with front panel controls to touch up chroma gain, chroma phase, video gain and setup. It's ready for immediate delivery.

From leading television distributors throughout the United States and Canada. At under \$10,000. Send for your product bulletin, today.

LOOKS CAN BE DECEIVING!

These carts, Fidelipac's original Model 300 of 1956 and one we've just made, may look the same but there's a world of difference. Today's Fidelipac® has:

- High heat, high impact Plexiglas® DR case.
- Welded, leadless hub/reel assembly.
- Low friction polyester faced foam lubricated polyester tape, positive reel brake action, hand winding, assembly and inspection of all carts as well as the other features that make Fidelipac the standard.

If you're using or considering buying another brand, don't be deceived... call your Fidelipac Distributor today and see why Fidelipac is the state-of-the-art cartridge, the cartridge with more in use worldwide than all other brands combined.

Fidelipac is a registered trademark of Telepro Industries Incorporated
Plexiglas is a registered trademark of Rohm and Haas Company

FIDELIPAC®

3 Olney Ave., Cherry Hill, NJ 08034
(609) 424-1234

Circle 158 on Reader Service Card



Television Microtime, Inc.
1280 Blue Hills Avenue, Bloomfield, Conn. 06002
(203) 242-0761

Circle 159 on Reader Service Card

Non Broadcast Television Grows

Last month Video Expo V took place at Madison Square Garden, New York City. It wasn't a main arena event although it did manage to fill the rotunda on the Eighth Ave. side. Some 73 exhibitors displayed either hardware, software or the ability to produce software. Fourteen exhibitors collaborated to show 100 different video tape programs available for purchase or rent.

Knowledge Industry Publications Inc., which organized Video Expo V called it the largest non-broadcast TV show ever produced. Attendance was over 4000. Many attendees signed up for three simultaneous video workshops organized by three other magazine groups: *Training* and *PhotoMethods*, *In-Service Training*, and *Media & Methods*. These workshops catered to the interests of business industry, health care and education attendees, respectively.

Future File was the title of one of

the seven alternative workshops conducted by *Training* and *PhotoMethods* and a high point was the Oct. 2 session on video discs. This was the first public event to occur following the announcement in September that MCA Inc., and Philips NV would merge their video disc efforts. Although there was speculation that MCA, Inc.'s Discovision system would be dropped and that MCA would become the software arm and Philips the hardware arm of the partnership, R. T. Cavanagh of North American Philips said the next phase is an engineering optimization effort to come up with a machine design that reflects the best of the two companies' separate efforts. But by repeatedly stressing, when asked about market entry timing, that Philips had a production version designed, Cavanagh left the impression that Philips would be making the engineering decisions and that the past Philip's effort would not be


scrapped lightly.

The planned merger of these two companies, coupled with the recent takeover of Magnavox by Philips gave this team a psychological edge in the pre-trial warm-ups for the great video disc race. But the event itself appeared to delay any official crossing of the starting line. Cavanagh kept referring to a timing of 1975-76.

Another panelist, Leo Hofberg, spokesman for TED (Teldec) said TED was ready to cross the starting line and that there are no unresolved production problems in mass producing the TED mechanical system (the purported reason TED did not enter the European market last year was earlier announced). However, Hofberg implied overall economic conditions in Europe and the U.S. might delay further a marketing effort which would run in to millions of dollars.

Zenith, according to George Hrbek, manager of video disc development, is still exploring various technical approaches and has not settled on any system. Disc players in the

VIDEOTAPE DROPOUT ANALYZER * (an established product for the past 5 years)



- Instant visual displays of video dropouts
- Permanent dropout profile chart for video, audio and control track
- Presettable dropout depth and dropout duration threshold detection level
- Use on-line for checking programmed tape during preview or broadcast

*PATENTED

KAITRONICS CORPORATION

P. O. Box 556/71 Glenn Way/Belmont, Cal. 94002
Tel: (415) 592-4740

Circle 163 on Reader Service Card

switch a little!



TeleMation makes a little broadcast switcher — TVS/TAS-525 (video and audio) ideal for little switching jobs, like:

Projection Area Film Chain Selection
Announce Booth Video Monitor Input
VTR Input/VTR output
Preselect to Production or Van Switcher
Transmitter and Line Test Outputs
(or anything else you can think of)

Switchers are 5x1 building blocks; stack them for expanded input capability. Smooth vertical interval switching - 5 1/2" modular mounting.

How many little switching jobs do you have?



 TeleMation, Inc.
the discovery people

P.O. Box 15068, Salt Lake City, Utah 84115—(801) 487-5399

Circle 164 on Reader Service Card

ange of \$500 and discs selling for \$2-10 is still an attainable objective and the goal for optical systems, according to Jack Findlater of MCA.

While panelists averred two or more non-compatible video disc systems could co-exist, it was also clear that the more manufacturers line up behind one approach and the fewer total contending systems in the market, the better. But if someone doesn't soon try to preempt the field, other technical breakthroughs may occur.

It is not likely that many attendees at Video Expo now into (or planning to go into) video communications would sit by doing nothing until the video disc millennium arrives. Video communications production including private distribution networks, will continue to grow. The immediate decisions that have to be made by many of the non-broadcast telecasters is how to best stay apace with the state of the art. This means considering which of the many avenues to take in improving quality. There were many routes to improving quality discussed in workshops and shown in the exhibit area including switching to color from black and white, using time base correctors and doing more post-production work now possible as a result of new low-cost editing equipment.

As far as Sony is concerned this means switching to the U-matic cassette system from reel-to-reel one-inch systems. David MacDonald, Sony's video products manager, declared new cassette technology has displaced one-inch techniques. The 350 U-Matic has a better signal-to-noise ratio than does older reel units and with the new RM 400 system cassette editor, assembly and insert editing is easy. Recording in the field can be done with the portable

companion cassette unit, the 3800. With the availability (soon from Sony) of color cameras in the \$2500 range, MacDonald also sees the phasing out of EIAJ half-inch black and white systems in about three years.

systems in about three years.

MacDonald predicted that Panasonic and JVC would soon have cassette edit capability to further push the penetration of U-Matics. Indeed a new company showing such a system was Avonix. But a fuller investigation of the exhibit floor revealed the future direction of the industry to be less clear. IVC showed the VCR-100C cartridge recorder with a superior bandwidth capability attractive to many users and Television Research International showed an editing system with considerably more capability than the Sony unit. While it was in the \$4000 range compared to \$1000 for cassette editors, the TRI unit offered frame by frame editing (for precise audio or video cuts) preview capability and fool-proof operation. The TRI system works with helical scan reel-to-reel units only. Nonetheless as a system that seems to be as precise as a more expensive SMPTE time code unit, and extremely fast to operate, it illustrates how program producers can exercise uncompromised creativity at budget prices.

The 3M exhibit at Video Expo V revealed that high-speed duplicators for helical VTR tape may finally be here. 3M has shown the principle before: now it is ready for production. Other new items: VCAP unveiled a video cassette changer system; Videodetics showed an automatic random access video cassette system; Hitachi Shibaden exhibited a color camera with "extremely low lag" tubes called Chanicon Tubes.

MICROTIME 390 TBC Broadcast Application

DUB UP NON-PHASE COLOR to BROADCAST

Ready for immediate delivery, the MICROTIME™ 390 NTSC HETRO-COLOR™ II Time Base Corrector accepts a heterodyne color signal from any of the low cost VTR's and transforms it into phased color!

Consider these many uses:

ELECTRONIC JOURNALISM — add the 390 TBC and convert a non-synchronous heterodyne signal to phased color for direct second-generation quad playback. **NETWORK DELAY — LOCAL SPOT PRODUCTION AND PLAYBACK** — add the 390 TBC to colorize your old low-band quads, or to use any of the new low-cost VTR's. **ARCHIVAL STORAGE** — add the 390 TBC and store old spots and programs on low-cost cassettes.

Available as a rack-mount or portable unit, the MICROTIME 390 includes a full proc amp with front-panel control for chroma gain, chroma phase, video gain, and setup. Send for our product bulletin, today.



Television Microtime, Inc.

1280 Blue Hills Avenue, Bloomfield, Conn. 06002
(203) 242-0761

SHINTRON

MODEL 315 AUDIO DISTRIBUTION AMPLIFIER

OUR D.A.'s ARE TOUGH

SHINTRON

MODEL 340 AUDIO DISTRIBUTION AMPLIFIER

SHINTRON

MODEL 330 PULSE DISTRIBUTION AMPLIFIER (EQUAL SECTION)

SHINTRON

MODEL 330 VIDEO DISTRIBUTION AMPLIFIER

SHINTRON

SPECIAL EFFECTS GENERATORS, MONITORS,
SYNC GENERATORS, CONSOLES, MIC MIXERS.
TELEPHONE (617) 491-8700

144 ROGERS ST., CAMBRIDGE, MA 02142 U.S.A.


Circle 161 on Reader Service Card

Circle 162 on Reader Service Card

SHARP! MULTISYNC!

The Multisync VSO, another warranted product from Pacific Recorders, is the variable speed drive for synchronous motors. Multisync delivers a full 3:1 speed range to control almost all production tape decks and turntables. Sharpen your sound—save the 30.9 second spot.


Try it—just send a check or money order for \$695.00 (California residents add 6% sales tax), and we'll send you a Multisync. If you aren't completely satisfied return the unit within 30 days and we'll return your money.



PACIFIC RECORDERS AND ENGINEERING CORPORATION
11760 SORRENTO VALLEY ROAD, SAN DIEGO, CALIFORNIA 92121
TELEPHONE (714) 453-3255 TELEX 695008

Circle 156 on Reader Service Card

"800" VIDEO DISTRIBUTION AMP.



WITH SIGNAL PRESENCE INDICATION

- *FRONT PANEL L.E.D. - ALARM CONTACTS
- *ISOLATED OUTPUTS, FIVE PER D.A.
- *TEN BROADCAST QUALITY D.A. PER SHELF
- *PLUG-IN, MODULAR, EXPANDABLE



VISCOUNT INDUSTRIES LTD.

105 EAST 69th AVENUE
VANCOUVER, BRITISH COLUMBIA
CANADA V5X 2W9
PHONE (604) 327-9446 TELEX (04) 508-605

Circle 157 on Reader Service Card

McCabe to special markets manager, both at Shure Brothers Inc. . . . Gene Bidun joined the Fidelipac Division of Telepro as sales manager W. Dale Costello became director of new product development for all subsidiaries and divisions of Oa Industries.

Joseph E. Blake joined WTAL TV, Pittsburg, as assistant chief engineer Phil Phillips, general manager of the Donrey Media station, KBR5-AM, Springdale, Arkansas, was elected vice president of the Arkansas Broadcaster's Association New district manager radio sales, for Gates Broadcast Equipment Division of Harris Corp is Curtis A. Lutz, with responsibility for Oklahoma, Kansas, Arkansas and part of Missouri.

Joseph M. Engle Jr. became director, domestic sales for Gates Broadcast Equipment Division of Harris Corp Benjamin B. Bauer, vice president for acoustics and magnetics of CBS Laboratories, was awarded U.S. Patent #3,835,255 for the SQ matrix decoder, for quadraphonic disc playback Director of community development for Teleprompter Cable TV is David V. Pardonner.

Stanford R. Cook was named director of manufacturing for C-C Electronics Gerald G. Heitel became vice president, marketing, for International Video Corporation Ray Klotz joined KCSJ Pueblo, CO, as chief engineer (will direct building of new studio and transmitter facilities, and a new 100-kw FM facility).

Kenneth L. Ingram is vice president and director of sales and marketing for all consumer products of the Magnavox Company Stephen A. Grayson was named marketing and sales manager for IGM NTI, automation equipment maker of Bellingham, Wash.

James A. Lowenber was named manager of the Mario Messia Company, Dallas radio and tv repair firm George P. Dixon became vice president and chief operating officer of C-Cor Electronics Cliff Smithburg is a new CATV sales representative for Anixter-Pruzan, initially with responsibility for northern California and Nevada.

New local sales manager for WHCT-TV, Hartford CT, is James R. Parker Bert H. Dann became vice president and technical advisor to the president for International Video Corp Dan Hartman was appointed executive vice president in charge of the audio/video division

Benson Paul Associates, Irvine, CA, providing executive placement, merger, and acquisition services.

Jack B. Hanks was promoted to market operations manager of the IBM Company's magnetic audio/video products division . . . Cal Arnold joined KARN radio, Little Rock, Arkansas, as account executive . . . Michael McGowan became chief engineer of KWMU, 100-kw FM station of the University of Missouri, St. Louis.

Tom Athans is the new product manager for Cerro CATV Devices . . . Three professional educators added to the staff of Great Plains National are Dr. Allen, R. Miller, as counselor for college and university programming; Patrick Drake, as programming counselor; and G. L. Renier as development specialist.

New midwest regional sales manager for AKAI is M. S. Gritchen, with headquarters in Skokie, Ill . . . John M. Boatman assumes position as manager, field sales, RCA broadcast systems, covering Europe, the Middle East, and Africa . . . New national sales manager for Nikko Electric Corp. of America is Allan Lovick.

JEWS BRIEFS

California Community Television Association will hold a Western Cable Television Show and Convention at the Disneyland Hotel, Anaheim CA, December 4-7, with management and technical discussion sessions, plus golf and tennis tournaments, dining, and other entertainment . . . Television Bureau of Advertising reports second-quarter spot tv investments at \$412 million, up 1.5% from 973 . . . WSNL-TV, Central Islip, Long Island, claims a first for its projected total coverage of the fall elections, comprising more than 70 local and statewide contests that affect the station's audience in the two Long Island counties.

Scientific-Atlanta has bought the manufacturing firm of McKettrick-gnew in East Lothian, Scotland, maker of precision mechanical products, and will use it as a base for expansion into UK and European markets . . . International Video Corporation has a \$3 million contract with the U.S. Navy for closed-circuit tv systems, initially to equip 39 ships for distribution of information, training and entertainment programs to shipboard receivers . . . pzrta Electronic Corporation will deliver the first FM broadcasting

continued on page 82

BRAND NEW! A truly practical, long-needed guidebook to everything you need to know to operate a directional broadcast antenna!

DIRECTIONAL BROADCAST ANTENNAS: A Guide To Adjustment, Measurement & Testing

By Jack Layton Chief Engineer at radio station WTEL, Philadelphia.

This is something the broadcasting world has long awaited: a complete and practical—but non-mathematical—book about directional antennas. In describing the directional antenna and its construction from the ground up, this unique text provides the broadcast engineer a better working knowledge of the DA than most mathematical texts ever could. . . and, it's written by a broadcaster in a language broadcasters can readily understand.

Two big sections are devoted to planning and building the DA system. Many of the topics discussed are of interest to planners and operators of nondirectional stations as well—for example: selection of the transmitter site, tower lighting isolation, location of buildings, transmission lines, ground systems, preparation of the site, installation of the towers, etc. There's no better way to understand broadcast antennas than to read Jack Layton's qualitative description of the "how and why" of their construction.

The book describes both directional and nondirectional field-strength measurements and the DA proof of performance. You may never have to set up a DA from scratch, but knowing how will give you a broad insight into its inner workings. In this text you'll learn all about the setup of base coupling networks, calibration of the phase-sampling system, correcting the radiation pattern. . . and much, much more.

All of the above topics are suitably backed up by theory—theory presented with an elegant simplicity, using only simple high school math. This is one book every station should have, and every DA station must have. It won't make you a consulting engineer, but it will give you confidence in making adjustments to your directional antenna—perhaps including some adjustments you've been calling in a consultant for. 210 pps, 59 illus. Hardbound.

"Directional Broadcast Antennas" is published to sell at \$12.95, but if you order now, you can save \$2.00. Pre-Publication price prevails through December 15th, 1974.

Order today at our risk for 10-day FREE examination. SEND NO MONEY! Simply fill in and mail the handy, NO-RISK COUPON below to receive your own copy of this helpful volume!

OTHER NEW BOOKS OF INTEREST TO BROADCASTERS!

Broadcast Announcer 3rd Class FCC Study Guide—Most comprehensive all-in-one FCC Study Guide yet for the 3rd Class FCC permit, with coverage of Elements 1, 2 & 9. Contains applicable FCC Rules & Regulations plus extracts from the Communications Act of 1934. 168 pps., 90 illus. Hardbound.

Order No. 704

Only \$7.95

A Practical Guide to MATV/CCTV System Design & Service—Thorough coverage of all phases of designing & maintaining MATV & CCTV systems, from tower installation to system troubleshooting. Distribution systems are covered in detail. 252 pps., 217 illus. Hardbound.

Order No. 731

Only \$9.95

PUBLISHER'S GUARANTEE

Put the information in this book to work for you for 10 days. If it doesn't prove to be worth several times its cost, return it, and we'll cancel invoice.

NO RISK COUPON—MAIL TODAY

TAB BOOKS, Blue Ridge Summit, Pa. 17214.

Please send me _____ copies of "Directional Broadcast Antennas" at the Introductory Price of only \$10.95.

Please send me these books: _____

I enclose \$ _____.

Please invoice me on 10-day FREE trial.

Name _____ Phone _____

Company _____


Address _____

City _____ State _____ Zip _____

SAVE POSTAGE by remitting with order. Foreign add 10% Pa. residents add 6% sales tax. B-114

Circle 165 on Reader Service Card

If you operate an
FM station with
50,000 watts E.R.P.,
there's one
transmitter that's
best for you.



The Gates FM-10H3

Designed for exceptional fidelity and maximum reliability, this 10,000-watt transmitter features . . .

- Only two tubes in RF amplifiers and highly-efficient amplifier circuits.
- Long-life, ceramic-type amplifier tube.
- Dependable Gates "Vari-Line" silver-plated tank for greater reliability.
- HV silicon, three-phase power supply with excellent protection.
- Automatic recycling.
- Motor driven output control. (Automatic output power control optional.)
- Plug-in stereo and SCA generators.
- Gates solid-state TE-3 exciter that's unsurpassed for stability and fidelity.

Plus a lot more that makes the FM-10H3 the finest transmitter available for Class B FM stations. Write for more information.

HARRIS
GATES DIVISION
Quincy, Illinois 62301, U.S.A.

Circle 181 on Reader Service Card

NEWS BRIEFS

equipment to be used in Malaysia, consisting of two 10-kw FM transmitters, which will go atop a mountain about 20 miles from Kuala Lumpur.

American Cablevision Corporation bought the cable system serving Madisonville, Texas, from Irving Mermel . . . **Continental Electronics** will build a 100-kw AM station for the Pakistan Broadcast Corporation . . .

The St. Louis Educational Television Commission, which already operates Channel 9 in that city, is asking the FCC to assign to it Channel 40, not now in use, to expand its educational and public service broadcasting . . . **Koenick Electronics** is building a new cable system for Great Lakes Cable Co., in Mancelona, Michigan, using Ameco trunk and line extender units.

Suburban Propane, New Jersey based distributor of bottled gas, has sold cable systems with over 12,000 subscribers to **Madison Communications, Inc.**, of New York City . . .

AEL Communications Corp. has appointed **Multitek, Inc.**, Ottawa, as Canadian sales representative . . . **Ampex Corp** announced in mid-Sep-

tember the sale of the 225th MN 1100 multichannel audio recorder.

RKO General Radio will sell a videotaped course, "The Breakthrough Course of Radio Selling," through **Concerned Marketing Company**, broadcast consultants with headquarters in Dallas . . . **Kodak** announced in September the beginning of deliveries of the Model VP-1, Supermatic film-video player which allows viewing of Super 8 film on video screens . . . **University of Wisconsin** will sponsor in June, 1977 along with the University of Minnesota and the Midwest University Consortium for International Activities, an international conference on satellite and broadband cable systems for higher education and public service purposes; for info, Dr. L. Parker, University of Wisconsin, O Radio Hall, Madison, WI.

Armstrong Awards Committee announced eight prizes, totaling \$4,000, for excellence in FM programming, in four categories, new community service, education and music; entries are due by or before February 24th, 1975, with entry forms available from Armstrong Awards, 510 Mudd Building, Columbia University, NY 10027 . . .

continued on page

Canon 34x LONG RANGE ZOOM

One-Inch Plumbicon Color Camera Zoom



PV 34x 24B DZ

24mm to 800mm; f/1.8

- Continuous 34X Zoom
- Double 17X Zoom
- f/1.8 For Night Pickups
- Built-In Filters
- Built-In Zooming Range Extender
- Change Range "On The Air"
- Most Efficient Long Zoom Available
- Excellent Quality
- For All Color Cameras

Canon

BROADCAST OPTICS

CANON U.S.A., INC., 10 NEVADA DRIVE, LAKE SUCCESS, N.Y. 11040

(516) 488-6700

Circle 182 on Reader Service Card

BM/E CLASSIFIED MARKETPLACE

CLASSIFIED ADVERTISING RATES

DISPLAY CLASSIFIED ADVERTISING: \$32.50 per inch 1x; \$30.00 per inch 6x; \$27.50 per inch 12x. ALL OTHER CLASSIFIED ADVERTISING 35¢ per word; minimum \$3.50. BLIND BOX NUMBER: \$1.00 extra charge. Replies sent to address below will be forwarded to you. PAYABLE IN ADVANCE; send check with order. CLOSING DATE: 5th of 2nd month preceding issue date.

BM/E, Monterey and Pinola Avenues, Blue Ridge Summit, Pa. 17214 Phone 717/794/2191

HELP WANTED

FIELD SERVICE ENGINEER

Extensive Travel. All Benefits. Experience in Color video and switching systems preferred. Contact: **Mr. Buzan, Vital Industries, Inc., 3700 N.E. 53rd Avenue, Gainesville, FLA. 32601 Phone: (904) 378-1581.**

Position open for technician. Must be skilled in maintenance, TV Broadcast Equipment mostly RCA—including R's. First ticket. No age limits. Good climate. Growing community. University of Arizona and Community Colleges. Send brief resume to R. H. Holsclaw, C. E., Channel TV, Box 5188, Tucson, AZ 85705.

Low media program at 4-year liberal arts college desperately needs audio production facilities, including cart man, turntables, reel-to-reel recorders, and production console. Also looking for TV studio lights. Please contact Lifton, Dept. of Mass Communications, Buena Vista College, Storm Lake, Iowa, 50588, or (712) 749-2180.

Radio Broadcast Technician to maintain professional audio and tape equipment. Good solid state ability essential. Digital logic background and FCC First Phone preferred. Contact Paul Martin, Radio-Television Centre, Naples, Fla., 33940, (813) 774-1270.

POSITION WANTED

Things really changing? I am an experienced black caster-announcer-D.J. with some college. Third year; will relocate. Tape and resume available. Box 4-1, c/o BME, Blue Ridge Summit, PA. 17214.

EQUIPMENT FOR SALE

GATES EASTERN SERVICE CENTER

East coast headquarters for broadcast and recording equipment. Gates Broadcast Equipment Division, Harris Corporation, 130 E. 34 St., N.Y., N.Y. 10016 (212) 889-0790.

ATA AND VACUUM transmitting capacitors. Large stock; immediate delivery. Price lists on request. SURCOM ASSOCIATES, 1147 Venice Blvd., Los Angeles, Cal. 90015 (213) 382-6985.

Broadcast mixer for remote out of studio programming. Can be used as inexpensive second console for college and all radio stations. D.J.'s can now originate programming at home. Simultaneous mixing of two stereo phonographs, a tape machine and a microphone. Precise for all uses with built-in monitor headphone amplifier. Send literature. \$325. Professional discount, use letterhead. Box 2076, Brooklyn, N.Y. 11201 Phone: (212) 875-2076.

TRANSMITTERS (used): Selection of equipment in 100W, 5, 3 KW and 1 KW range. Selection of used FM transmitters. Terms available. COMMUNICATIONS SYSTEMS, INC., Drawer C, Cape Girardeau, Mo. 63701. (314) 334-6097.

FOR SALE: ABSOLUTELY BRAND NEW 93 months) Martin Model TBM-2500C FM RF amplifier (ser. 34-05). Tuned to 90.9 MHz. Never used, original packing. G.A. Gilbreath and Associates, 4908 Lunar Dr. Columbus, Ohio 43214.

ODDART NM-30A radio interference-field intensity meter. 20-400 MHz. Like New condition—1966 Manufacture. Complete with AC PS, Dipole antennas, cables, tri-axial, and inst. book. Calibrated prior to shipment. \$1,595. com Associates. (213) 382-6985.

EQUIPMENT FOR SALE (Cont'd)

BROADCAST AND RECORDING EQUIPMENT: Scully, V.I.F. International, Metrotech, Langevin, Electrodyne, Q.R.K., Micro-Tra, MRL, Nortronics, McMartin, U.R.E.I., E.V., A.K.G., Stevenson, Gately, D.B.X., Advent, Altec, Fairchild, Audio Designs, 3M, Magnecord, Telex, Inovonics, Nagra, Uher, Tape-A-Thon, Package Deals, Installations, Service, Request Flyer, Weigand Audio, Middleburg, PA. 17842. (717) 837-1444.

Solid-state audio modules-console kits, power amplifier kits, power supplies. Octal plug-ins—mic. eq. line, disc. tape play, tape record, amplifiers. Audio & tape bias oscillators. Over 50 audio products. Send for free catalog and applications, Opamp Labs, Inc., 1033 N. Sycamore Ave. Los Angeles, Calif. 90036. (213) 934-3566.

FM TRANSLATORS: New Low cost solid-state FM translator can mean extra revenue for FM Broadcasters. Contact us for money-making facts. Terms available. COMMUNICATIONS SYSTEMS, INC. Drawer C, Cape Girardeau, Mo. 63701. (314) 334-6097.

EDUCATIONAL FM TRANSMITTERS: New low-cost solid-state, compact, reliable educational FM Transmitter line. Stereo and SCA available. Check out our educational FM package. Terms available. COMMUNICATIONS SYSTEMS, INC. Drawer C, Cape Girardeau, Mo. 63701.

TIME BASE CORRECTOR Delta 44-388. Only used 6 months. Discontinuing local origination. A-1 condition. \$8,500. Rich Steck, Semit Corporation, Box 1121, St. Petersburg, Fla. 33731.

TASCAM, AMPEX, SCULLY: Major pro audio lines for broadcast and recording studios. Top-dollar trade-ins. Professional Audio Video Corporation, 342 Main Street, Paterson, N.J. 07505. (201) 523-3333.

The complete and reliable source for new and used broadcast equipment. Request our free listings. Broadcast Equipment and Supply Co., Box 3141, Bristol, Tennessee 37620.

One stop for all your professional audio requirements. Bottom line oriented. P.T.C. Brewer, Box 8057, Pensacola, Fla. 32505.

EQUIPMENT WANTED

WE NEED USED 250, 500, 1KW, 5KW AM Transmitters, 250, 1000 Watt FM transmitters. No junk. Guarantee Radio Supply Corp., 1314 Iturbide St., Laredo, TX. 78040.

WANT TO BUY: Late model, 5 KW FM transmitter. Prefer Collins or equivalent quality. State condition, spare parts, price in first letter. Reply to Box 1174-2, c/o BME, Blue Ridge Summit, PA. 17214.

MISCELLANEOUS

PRINTED CIRCUIT TECHNIQUES FOR THE HOBBYIST booklet \$2.00

cutting-cleaning-drilling-layout
SUSPENSION ETCHING

TRUMBULL
833 BALRA DR., EL CERRITO, CA.
94530

PROGRAM SERVICES

"FREE" CATALOG... Everything for the Deejay! Custom I.D.'s, Promos, Airchecks, Wildtracks, Books, FCC Tests, Comedy, and more! Write: Command, Box 26348-A, San Francisco 94126.

Deejays! New Comedy! 11,000 classified one-line gags, \$10. Catalog FREE! Edmund Orrin, 2786-M West Roberts, Fresno, CA. 93705.

INSTRUCTIONS

First phone through tape recorded lessons at home plus one week personal instruction in Washington, D.C., Atlanta, Boston, Detroit, New Orleans, Minneapolis, Seattle, Denver, Portland, Los Angeles. Proven results. Our 17th year teaching FCC license courses. Bob Johnson Broadcast License Training, 1060D Duncan, Manhattan Beach, Calif. 90266. 213-379-4461.

Broadcast Technicians: Learn advanced electronics and earn college degree by correspondence. Free brochure. Grantham, 2006 Stoner Ave., Los Angeles, CA. 90025.

In Chicago, OMEGA Services has the best price for a First Class License. Day or evening. Guaranteed results! OMEGA Services, 333 East Ontario. 312-649-0927.

PROFESSIONAL CARDS

McCLANATHAN & ASSOCIATES Consulting Engineers

APPLICATIONS & FIELD ENGINEERING
TURNKEY INSTALLATIONS — RADIO & TV
Domestic and Foreign
P. O. Box 750
PORTLAND, OREGON 97207
Phone: 503/246-8080

COHEN & DIPPELL, P.C.

CONSULTING ENGINEERS
527 Munsey Bldg.
(202) 783-0111
Washington, D. C. 20004
Member AFCCCE

VIR JAMES
CONSULTING RADIO ENGINEERS
Applications and Field Engineering
Computerized Frequency Surveys
345 Colorado Blvd.—80206
(303) 333-5562
DENVER, COLORADO
Member AFCCCE

RALPH E. EVANS ASSOCIATES Consulting Telecommunications Engineers

AM-FM-TV-CATV-ITFS
3500 North Sherman Boulevard
MILWAUKEE, WISCONSIN 53216
Phone: (414) 442-4210
Member AFCCCE

MIDDLE EAST CONTRACTS

For your TV, Broadcast, Communication, and Microwave contracts, depend on the qualified engineers at:

Technical Associated Group

Box 5019 Amman, Jordan
Cable: TAGENG TELEEX: TAGOB JO 1295

USE BM/E's CLASSIFIED MARKETPLACE TO REACH OVER 28,000 BROADCASTERS!

To find a job or fill one, to sell a product or service... send your ad (along with a check) to:

BM/E
Classified Advertising Dept.
Blue Ridge Summit, Pa. 17214
717-794-2191

SPORTS Commentator Headset

Dynamic Boom Microphone; 400 OHMS, frequency range 50-15,000 Hz, sensitivity 2mV (loaded) for close speech.

Double Headphones; independently wired, 200 OHMS each, frequency range 50-15,000 Hz.

Ventillated Foam Cushions eliminate perspiration and let you hear ambient sound (optional ear enveloping cushions).

Weight 6½ oz. Practically unbreakable components. Optional cough switch.



Price: \$75.00
Delivery from stock

Television Equipment Associates, Inc.

BILL PEGLER 516 • 628-8068
Box 1391 • BAYVILLE, N. Y. 11709

Circle 139 on Reader Service Card

NEWS BRIEFS

WPSX-TV, Pennsylvania State University, received a grant from CPB and the National Endowment for the Arts to produce six programs on Super 8 Film, each a study of the life of a woman, the films to be made by two young women photographers, Lisa Marshall and Ermetra Black.

PROGRAMMING

Great Plains National, Lincoln, Nebraska, in association with the National Council for Geographic Education, has made available sets of 35mm color slides of views in many areas of the world, including Scandinavia, Brazil, Australia, Great Lakes Shipping, Mining in Canada, South Africa, and many others. Slides are in sets of 60 (\$40), 40, (\$28) and 20 (\$15).

"Moral Values in Contemporary Society," a series of 39 half-hour discussion-form programs, has been produced by the American Humanist Association, with many eminent writers, philosophers, and scientists as panellists, and Dr. Paul Kurtz, editor of the **Humanist Magazine**, as moderator. A few of the panellists are Dr. Jonas Salk, Dr. B. F. Skinner, Sir John Eccles, Dr. Mary Calderone, Helen Colton, Dr. Clem Martin. Series has been arranged for optional classroom credit, with study guides, etc., for colleges and universities. Series was produced by Jim Schoonover, 923 Kensington Avenue, Buffalo, NY 14215; inquiries should go to him. Ten sound beds for spot radio ads, with optional lyric introductions are offered by **William B. Tanner Company**, Memphis. Each is cut for 30 seconds; they are available on a single disc for mixing onto tape.

SALES OFFICES

Broadband Information Services, Inc.
274 Madison Ave. New York, N.Y. 10016

EASTERN & MIDWESTERN STATES

274 Madison Avenue
New York, New York 10016
212-685-5320

Kenneth F. Luker, Jr.

WESTERN STATES

1111 Hearst Building
San Francisco, California 94130
415-362-8547

William J. Healey

16400 Ventura Blvd.
Encino, California 91416
213-981-0611


Art Mandell

Nippon Keisoku Inc.
P.O. Box 410
Central Tokyo, Japan


Tokyo (03) 667-7681

Yoshi Yamamoto

RACK IT UP...



with Fidelipac's new portable revolving Cart-A-round Table Top Cartridge Racks, you can do just that. Model TR-96 holds 96 Type A cartridges, Model TR-48, 48. Modular and removable 12 cart per tray construction allows easy loading, easy handling. For more information on these as well as floor standing and wall mounted Cart-A-round racks, see your Fidelipac® Distributor today.



FIDELIPAC®

3 Olney Ave., Cherry Hill, N.J. 08034
(609) 424-1234

Fidelipac is a registered trademark of TelePro Industries Incorporated

Circle 183 on Reader Service Card

ADVERTISERS' INDE

AKAI America, Ltd.	
AKG Div. North American Philips Corp.	
American Data Corp.	
Amperex Electronics Corp.	CM/E-2
Ampex Corp.	24, 25,
Anaconda CATV	CM/E-
Auditronics, Inc.	
Automated Processes, Inc.	
Belar Electronics Laboratory, Inc.	
Biomatron	
Broadcast Electronics, Inc.	14,
CBS Laboratories, a Div. of CBS Broadcast Systems	
Canon, U.S.A. Inc.	
Capitol Magnetic Products	
Central Dynamics, Ltd.	33,
Chiron Telesystems, Inc.	
Cinema Products Corp.	8,
Cohu Electronics, Inc.	
Cooke Engrg. Co.	
Cosmicar Optical Co., Ltd.	
Delta Electronics, Inc.	
Dracon Industries	
Dynair Electronics, Inc.	
Dynasciences Video Products	
Eastman Kodak Co.	35, CM/E-
Eimac Varian	
Farinon Electric	19,
Fidelipac Div. of Telpro Industries, Inc.	77,
Gates Broadcast Equip. Div. Harris Corp.	
Grass Valley Group, The	
Hitachi Shibaden Corp. of America	
Image Magnification, Inc.	
International Video Corp.	10,
JVC Electronics, Inc.	CM/E-
Jampro Antenna Co.	
Jerrold Electronics Corp.	CM/E
Kaitronics Corp.	
LPB, Inc.	
Laird Telemedia Inc.	
McMartin Industries, Inc.	
Microwave Associates, Inc.	
Modular Audio Products, Inc.	
Neve, Inc. Rupert	
Oak Industries, Inc. Communications Group	CM/E-7, 12,
Pacific Recorders & Engrg. Corp.	
Panasonic/Matsushita	20,
Potomac Instruments	
RCA Broadcast Systems	16,
RCA Electronic Components	
Rank Precision Industries, Inc.	
Recortec, Inc.	
Shintron Co., Inc.	
Shure Bros. Inc.	
Sitco Antenna	CM/E-
Sola Basic Industries	
Sony Corp. of America	
Tab Books	
Tascam Corp.	
Telemation, Inc.	41,
Telemet, A Geotel Div.	Cover
Television Equipment Associates, Inc.	
Television Microtime, Inc.	77,
Ultra Audio Products	
Universal Media Corp.	Cover
Urei	
Video Aids Corp.	CM/E-
Viscount Industries, Ltd.	
Wide Band Engineering Co., Inc.	CM/E-
Wilkinson Electronics, Inc.	

BM/E-CM/E READER SERVICE CARD November 1974 Issue

Use this FREE postpaid Card for more information on the products described.

NAME _____
 TITLE _____
 STATION OR COMPANY _____
 ADDRESS _____
 CITY _____ STATE _____ ZIP _____
 PHONE # () _____

GREAT IDEA BALLOT <i>Rank all items of interest to you on a 0-10 scale</i>									
No.	Rank	No.	Rank	No.	Rank	No.	Rank	No.	Rank
=	()	=	()	=	()	=	()	=	()

100-249: ADS 250-299: LITERATURE 300-399: EDITORIAL

100	101	102	103	104	105	106	107	108	109	110	111	112	113	114	115	116	117	118	119
120	121	122	123	124	125	126	127	128	129	130	131	132	133	134	135	136	137	138	139
140	141	142	143	144	145	146	147	148	149	150	151	152	153	154	155	156	157	158	159
160	161	162	163	164	165	166	167	168	169	170	171	172	173	174	175	176	177	178	179
180	181	182	183	184	185	186	187	188	189	190	191	192	193	194	195	196	197	198	199
200	201	202	203	204	205	206	207	208	209	210	211	212	213	214	215	216	217	218	219
220	221	222	223	224	225	226	227	228	229	230	231	232	233	234	235	236	237	238	239
240	241	242	243	244	245	246	247	248	249	250	251	252	253	254	255	256	257	258	259
260	261	262	263	264	265	266	267	268	269	270	271	272	273	274	275	276	277	278	279
280	281	282	283	284	285	286	287	288	289	290	291	292	293	294	295	296	297	298	299
300	301	302	303	304	305	306	307	308	309	310	311	312	313	314	315	316	317	318	319
320	321	322	323	324	325	326	327	328	329	330	331	332	333	334	335	336	337	338	339
340	341	342	343	344	345	346	347	348	349	350	351	352	353	354	355	356	357	358	359
360	361	362	363	364	365	366	367	368	369	370	371	372	373	374	375	376	377	378	379
380	381	382	383	384	385	386	387	388	389	390	391	392	393	394	395	396	397	398	399

Use until February 28, 1975

BM/E-CM/E READER SERVICE CARD November 1974 Issue

Use this FREE postpaid Card for more information on the products described.

NAME _____
 TITLE _____
 STATION OR COMPANY _____
 ADDRESS _____
 CITY _____ STATE _____ ZIP _____
 PHONE # () _____

GREAT IDEA BALLOT <i>Rank all items of interest to you on a 0-10 scale</i>									
No.	Rank	No.	Rank	No.	Rank	No.	Rank	No.	Rank
=	()	=	()	=	()	=	()	=	()

100-249: ADS 250-299: LITERATURE 300-399: EDITORIAL

100	101	102	103	104	105	106	107	108	109	110	111	112	113	114	115	116	117	118	119
120	121	122	123	124	125	126	127	128	129	130	131	132	133	134	135	136	137	138	139
140	141	142	143	144	145	146	147	148	149	150	151	152	153	154	155	156	157	158	159
160	161	162	163	164	165	166	167	168	169	170	171	172	173	174	175	176	177	178	179
180	181	182	183	184	185	186	187	188	189	190	191	192	193	194	195	196	197	198	199
200	201	202	203	204	205	206	207	208	209	210	211	212	213	214	215	216	217	218	219
220	221	222	223	224	225	226	227	228	229	230	231	232	233	234	235	236	237	238	239
240	241	242	243	244	245	246	247	248	249	250	251	252	253	254	255	256	257	258	259
260	261	262	263	264	265	266	267	268	269	270	271	272	273	274	275	276	277	278	279
280	281	282	283	284	285	286	287	288	289	290	291	292	293	294	295	296	297	298	299
300	301	302	303	304	305	306	307	308	309	310	311	312	313	314	315	316	317	318	319
320	321	322	323	324	325	326	327	328	329	330	331	332	333	334	335	336	337	338	339
340	341	342	343	344	345	346	347	348	349	350	351	352	353	354	355	356	357	358	359
360	361	362	363	364	365	366	367	368	369	370	371	372	373	374	375	376	377	378	379
380	381	382	383	384	385	386	387	388	389	390	391	392	393	394	395	396	397	398	399

Use until February 28, 1975

COMPLIMENTARY SUBSCRIPTION QUALIFICATION CARD

1. I would like to receive BM/E Yes No
 I would like my copies to include CM/E Yes No

2. My company is: (Please check ALL items which pertain to your firm.)

- | | |
|---|--|
| <input type="checkbox"/> AM Station(s) | <input type="checkbox"/> Program Sources |
| <input type="checkbox"/> FM Station(s) | <input type="checkbox"/> Recording Studios |
| <input type="checkbox"/> TV Station(s) | <input type="checkbox"/> Government |
| <input type="checkbox"/> Instructional TV or CCTV | <input type="checkbox"/> Consultant |
| <input type="checkbox"/> Campus Limited Radio | <input type="checkbox"/> Lawyer |
| <input type="checkbox"/> CATV Facilities | <input type="checkbox"/> Distributor/Manufacturer dealer |
| <input type="checkbox"/> Telephone Company | <input type="checkbox"/> Other (please specify) _____ |

3. Are you responsible for more than one station or facility?
 Yes No

4. My primary area of responsibility is: (Please check one)

- | | |
|---|--|
| <input type="checkbox"/> Corporate Management | <input type="checkbox"/> Station, Production or Program Management |
| <input type="checkbox"/> Engineering & Engineering Management | <input type="checkbox"/> Other (please describe) _____ |
| <input type="checkbox"/> Operations Management | |

5. Your signature _____

Title _____ Date _____

Name _____ Title _____

Station or Co. _____

Street _____

City _____ State _____ Zip _____

If this is an address change, affix label

Is this your business address? Yes No

If not, please give us your business address below so that we can avoid sending duplicate copies.

Name _____

Station or Co. _____

Street _____

City _____ State _____ Zip _____

FIRST CLASS

Permit No. 665
Duluth, Minnesota

BUSINESS REPLY MAIL

NO POSTAGE STAMP NECESSARY IF MAILED IN THE UNITED STATES

POSTAGE WILL BE PAID BY



Broadband Information Services, Inc.

P.O. BOX 6058

Duluth, Minnesota 55806

FIRST CLASS

Permit No. 665
Duluth, Minnesota

BUSINESS REPLY MAIL

NO POSTAGE STAMP NECESSARY IF MAILED IN THE UNITED STATES

POSTAGE WILL BE PAID BY



Broadband Information Services, Inc.

P.O. BOX 6058

Duluth, Minnesota 55806

FIRST CLASS

Permit No. 665
Duluth, Minnesota

BUSINESS REPLY MAIL

NO POSTAGE STAMP NECESSARY IF MAILED IN THE UNITED STATES

POSTAGE WILL BE PAID BY




Broadband Information Services, Inc.

P.O. BOX 6056

Duluth, Minnesota 55806

West Indies Isles. Bequia, Carriacou. Dutch St. Maarten. English Antigua. French Martinique. Beautiful schooner. White sails. White beaches. Pink beaches. Black beaches. Old forts. Native markets. Volcanoes. Beachcombing. Sailing. Sunbathing. Skindiving. Boasun's chair ride. Great grub. Great grog. Limbo. Goombay. Golden moons. Beach parties. Night watch. Iridescent sunrises. Intimate shipmates. Kaleidoscopic sunsets. Star spangled skies. Steel bands. Calypso. Exotic Caribbean. 10 adventurous days. From \$265. That's a Windjammer Cruise. Come on.



Cap'n Mike. Send me your color brochure.
P.O. Box 120, Dept.
Miami Beach, Florida 33139.

Name _____

Address _____


City _____

State _____



Windjammer Cruise

Circle 166 on Reader Service Card



UNIMEDIA SMT-19 \$1455

(REMOTE CONTROL \$150)

19-inch color in a 19-inch rack.

Unimedia's new SMT-19. It's a first! The newest member of the Unimedia family of specialized studio quality color monitors. For broadcast, closed-circuit, cable or teleproduction applications, all SMT series one-gun color monitors mount in standard 19-inch equipment racks.

All sizes—from 9-inch to 19-inch—include the "blue-gun-only" feature for convenient set up of hue and luminance.

Pulse-cross, underscan and A-B selection of inputs are available as options on most models. Cabinet versions too.

Remote control of all primary controls is available for the SMT-19 (as well as the SMT-17).

Imaginative ideas, systems and products for the world of audiovisual communications come first from UNIMEDIA.

UNIMEDIA SMT-19 Color Monitor

UNIMEDIA SMT-12 \$945

UNIMEDIA SMT-15 \$1025

UNIMEDIA SMT-17 \$1195

UNIMEDIA SMT-9 \$995

UNIMEDIA SMT-DUAL 9 \$1990

SA-100 Speaker Amplifier \$95

ST-100 VHF/UHF TUNER \$395



UNIVERSAL MEDIA CORPORATION 2301 INDUSTRIAL PARKWAY WEST, HAYWARD, CA. 94545 (415) 782 2600

unimedia
unimedia
unimedia
unimedia

Circle 167 on Reader Service Card

www.americanradiohistory.com